

Peggy Malone & Associates
 SPEED SUMMARY
 Wed 11/5/2014

Station #: 000000020181
 Site ID: 000000020181
 Location: Atlanta Ave., w/o Church of Brethren
 Direction: EAST
 Lane: 1

File: D1105001.prn
 City: 14-216 RS Min
 County: 37.34984, -79.19002

TIME	10	15	20	25	30	35	40	45	50	55	60	65	70	71+	Total
-----	-----														
Hour Total	0	0	0	1	6	7	2	0	0	0	0	0	0	0	16
23:15	0	0	0	0	1	0	0	0	0	0	0	0	0	0	1
23:30	0	0	0	0	0	1	0	0	0	0	0	0	0	0	1
23:45	0	0	0	0	1	0	1	0	0	0	0	0	0	0	2
24:00	0	0	0	0	0	0	0	0	0	0	0	0	0	0	0
-----	-----														
Hour Total	0	0	0	0	2	1	1	0	0	0	0	0	0	0	4
-----	-----														
DAY TOTAL	1	0	17	102	266	252	52	10	3	0	0	0	1	6	710
PERCENTS	0.2%	0.0%	2.4%	14.4%	37.5%	35.5%	7.3%	1.4%	0.4%	0.0%	0.0%	0.0%	0.1%	0.8%	100%

Statistical Information...

15th Percentile Speed
 24.3 mph

85th Percentile Speed
 34.3 mph

Median Speed
 29.4 mph

Average Speed
 29.5 mph

10 MPH Pace Speed
 25 mph to 35 mph
 518 vehicles in pace
 Representing 72.9% of the total vehicles

Vehicles > 30 MPH
 324
 45.6%

Peggy Malone & Associates
 SPEED SUMMARY
 Thu 11/6/2014

Station #: 000000020181
 Site ID: 000000020181
 Location: Atlanta Ave., w/o Church of Brethren
 Direction: EAST
 Lane: 1

File: D1105001.prn
 City: 14-216 RS Min
 County: 37.34984, -79.19002

TIME	10	15	20	25	30	35	40	45	50	55	60	65	70	71+	Total
00:15	0	0	0	0	0	1	1	0	0	0	0	0	0	0	2
00:30	0	0	0	0	1	2	1	0	0	0	0	0	0	0	4
00:45	0	0	0	0	0	1	0	0	0	0	0	0	0	0	1
01:00	0	0	0	0	1	2	0	0	0	0	0	0	0	0	3
Hour Total	0	0	0	0	2	6	2	0	0	0	0	0	0	0	10
01:15	0	0	0	0	0	0	0	0	0	0	0	0	0	0	0
01:30	0	0	0	0	1	0	0	0	0	0	0	0	0	0	1
01:45	0	0	0	0	1	0	0	0	0	0	0	0	0	0	1
02:00	0	0	0	0	0	0	0	0	0	0	0	0	0	0	0
Hour Total	0	0	0	0	2	0	0	0	0	0	0	0	0	0	2
02:15	0	0	0	0	0	0	0	0	0	0	0	0	0	0	0
02:30	0	0	0	0	1	0	0	0	0	0	0	0	0	0	1
02:45	0	0	0	0	0	0	0	0	0	0	0	0	0	0	0
03:00	0	0	0	0	0	0	0	0	0	0	0	0	0	0	0
Hour Total	0	0	0	0	1	0	0	0	0	0	0	0	0	0	1
03:15	0	0	0	0	0	0	0	0	0	0	0	0	0	0	0
03:30	0	0	0	0	0	0	0	0	0	0	0	0	0	0	0
03:45	0	0	1	0	0	0	0	0	0	0	0	0	0	0	1
04:00	0	0	0	0	0	0	0	0	0	0	0	0	0	0	0
Hour Total	0	0	1	0	0	0	0	0	0	0	0	0	0	0	1
04:15	0	0	0	0	0	0	0	0	0	0	0	0	0	0	0
04:30	0	0	0	0	0	0	0	0	0	0	0	0	0	0	0
04:45	0	0	0	0	1	2	0	0	0	0	0	0	0	0	3
05:00	0	0	0	0	1	0	0	0	0	0	0	0	0	0	1
Hour Total	0	0	0	0	2	2	0	0	0	0	0	0	0	0	4
05:15	0	0	0	0	0	0	1	0	0	0	0	0	0	0	1
05:30	0	0	0	0	0	2	0	0	0	0	0	0	0	0	2
05:45	0	0	0	0	2	0	0	0	0	0	0	0	0	0	2
06:00	0	0	0	0	1	5	0	0	0	0	0	0	0	0	6
Hour Total	0	0	0	0	3	7	1	0	0	0	0	0	0	0	11
06:15	0	0	0	0	1	3	3	0	0	0	0	0	0	0	7
06:30	0	0	0	0	2	3	2	0	0	0	0	0	0	0	7
06:45	0	0	0	1	0	1	3	0	0	0	0	0	0	0	5
07:00	0	0	0	0	4	3	1	0	0	0	0	0	0	0	8
Hour Total	0	0	0	1	7	10	9	0	0	0	0	0	0	0	27
07:15	0	0	0	0	1	1	2	0	0	0	0	0	0	0	4
07:30	0	0	0	5	4	6	2	0	0	0	0	0	0	0	17
07:45	0	0	0	3	5	7	3	0	0	0	0	0	0	0	18
08:00	0	0	0	1	1	8	3	0	0	0	0	0	0	0	13
Hour Total	0	0	0	9	11	22	10	0	0	0	0	0	0	0	52
08:15	0	0	0	6	8	4	3	0	0	0	0	0	0	0	21
08:30	0	0	1	1	3	9	5	0	0	0	0	0	0	0	19
08:45	0	1	0	1	2	8	6	0	0	0	0	0	0	2	20
09:00	0	0	0	2	3	13	2	1	0	0	0	0	0	0	21

Peggy Malone & Associates
 SPEED SUMMARY
 Thu 11/6/2014

Station #: 000000020181
 Site ID: 000000020181
 Location: Atlanta Ave., w/o Church of Brethren
 Direction: EAST
 Lane: 1

File: D1105001.prn
 City: 14-216 RS Min
 County: 37.34984, -79.19002

TIME	10	15	20	25	30	35	40	45	50	55	60	65	70	71+	Total
Hour Total	0	1	1	10	16	34	16	1	0	0	0	0	0	2	81
09:15	0	0	0	1	7	5	0	0	0	0	0	0	0	0	13
09:30	0	0	0	3	7	8	1	0	0	0	0	0	0	0	19
09:45	0	0	0	2	11	4	1	0	0	0	0	0	0	0	18
10:00	0	0	3	3	8	13	5	0	0	0	0	0	0	0	32
Hour Total	0	0	3	9	33	30	7	0	0	0	0	0	0	0	82
10:15	0	0	1	1	12	6	4	0	0	0	0	0	0	0	24
10:30	0	0	0	1	3	11	3	0	0	0	0	0	0	0	18
10:45	0	0	0	0	3	8	1	0	0	0	0	0	0	0	12
11:00	0	0	0	0	11	11	4	1	0	0	0	0	0	0	27
Hour Total	0	0	1	2	29	36	12	1	0	0	0	0	0	0	81
11:15	0	0	0	0	21	12	1	1	0	0	0	0	0	0	35
11:30	0	0	0	1	4	8	3	2	0	0	0	0	0	0	18
11:45	0	0	0	3	20	17	5	0	1	0	0	0	0	0	46
12:00	0	0	0	4	11	11	8	0	0	0	0	0	0	0	34
Hour Total	0	0	0	8	56	48	17	3	1	0	0	0	0	0	133
12:15	0	0	1	4	15	11	3	1	0	0	0	0	0	0	35
12:30	0	0	0	1	17	21	1	1	0	0	0	0	0	0	41
12:45	0	0	0	0	7	14	3	0	0	0	0	0	0	0	24
13:00	0	0	0	3	10	17	7	0	0	0	0	0	0	1	38
Hour Total	0	0	1	8	49	63	14	2	0	0	0	0	0	1	138
13:15	0	1	0	0	13	10	1	0	0	0	1	0	0	0	26
13:30	0	0	0	1	10	18	4	0	0	0	0	0	0	0	33
13:45	0	0	0	1	14	10	5	1	0	0	0	0	0	0	31
14:00	0	0	2	2	12	9	5	2	0	0	0	0	0	1	33
Hour Total	0	1	2	4	49	47	15	3	0	0	1	0	0	1	123
14:15	0	0	0	0	9	11	3	0	0	0	0	0	0	0	23
14:30	0	0	0	1	8	6	4	1	0	0	0	0	0	0	20
14:45	0	2	0	1	7	12	5	0	0	0	0	0	0	0	27
15:00	0	0	0	0	10	14	6	0	0	0	0	0	0	0	30
Hour Total	0	2	0	2	34	43	18	1	0	0	0	0	0	0	100
15:15	0	0	4	7	11	12	1	1	1	0	0	0	0	0	37
15:30	0	2	0	3	10	8	2	0	0	0	0	0	0	0	25
15:45	0	0	0	7	18	3	1	0	0	0	0	0	0	0	29
16:00	0	0	0	6	12	8	0	0	0	0	0	0	0	2	28
Hour Total	0	2	4	23	51	31	4	1	1	0	0	0	0	2	119
16:15	0	0	0	6	9	6	0	0	0	0	0	0	0	0	21
16:30	0	0	0	3	13	13	3	0	1	0	0	0	0	0	33
16:45	0	0	1	7	10	16	1	0	0	0	0	0	0	0	35
17:00	1	0	0	1	6	6	4	0	0	0	0	0	1	0	19
Hour Total	1	0	1	17	38	41	8	0	1	0	0	0	1	0	108

Peggy Malone & Associates
 SPEED SUMMARY
 Thu 11/6/2014

Station #: 000000020181
 Site ID: 000000020181
 Location: Atlanta Ave., w/o Church of Brethren
 Direction: EAST
 Lane: 1

File: D1105001.prn
 City: 14-216 RS Min
 County: 37.34984, -79.19002

TIME	10	15	20	25	30	35	40	45	50	55	60	65	70	71+	Total
17:15	3	0	1	5	22	7	1	0	0	0	0	0	0	0	39
17:30	1	0	1	10	7	2	2	0	0	0	0	0	0	0	23
17:45	0	0	2	4	16	9	1	0	0	0	0	0	0	0	32
18:00	0	0	0	3	13	12	2	0	0	1	0	1	0	0	32
Hour Total	4	0	4	22	58	30	6	0	0	1	0	1	0	0	126
18:15	0	0	0	5	17	10	1	0	0	0	0	0	0	0	33
18:30	0	0	0	8	11	1	0	1	0	0	0	0	0	1	22
18:45	0	0	0	4	10	7	0	0	0	0	0	0	0	0	21
19:00	0	0	0	1	10	7	1	0	0	0	0	0	0	0	19
Hour Total	0	0	0	18	48	25	2	1	0	0	0	0	0	1	95
19:15	0	0	0	7	7	11	3	0	0	0	0	0	0	0	28
19:30	0	0	0	0	7	7	2	1	0	0	0	0	0	0	17
19:45	0	0	0	1	5	7	0	0	0	0	0	0	0	0	13
20:00	0	0	0	1	6	6	0	0	0	0	0	0	0	0	13
Hour Total	0	0	0	9	25	31	5	1	0	0	0	0	0	0	71
20:15	0	0	0	1	7	6	3	0	0	0	0	0	0	0	17
20:30	0	0	0	1	4	2	2	0	0	0	0	0	0	0	9
20:45	0	0	0	4	2	3	0	0	0	0	0	0	0	0	9
21:00	0	0	0	0	6	3	2	0	0	0	0	0	0	0	11
Hour Total	0	0	0	6	19	14	7	0	0	0	0	0	0	0	46
21:15	0	0	0	0	1	4	2	1	0	0	0	0	0	0	8
21:30	0	0	0	1	1	3	2	0	0	0	0	0	0	0	7
21:45	0	0	0	1	3	2	1	0	0	0	0	0	0	0	7
22:00	0	0	0	1	0	4	1	0	0	0	0	0	0	0	6
Hour Total	0	0	0	3	5	13	6	1	0	0	0	0	0	0	28
22:15	0	0	0	0	1	1	0	0	0	0	0	0	0	0	2
22:30	0	0	0	0	3	4	2	0	0	0	0	0	0	0	9
22:45	0	0	0	0	1	1	0	0	1	0	0	0	0	0	3
23:00	0	0	0	1	1	3	0	0	0	0	0	0	0	0	5
Hour Total	0	0	0	1	6	9	2	0	1	0	0	0	0	0	19
23:15	0	0	0	0	2	6	1	0	0	0	0	0	0	0	9
23:30	0	0	0	0	1	0	1	0	0	0	0	0	0	0	2
23:45	0	0	0	0	0	0	1	0	0	0	0	0	0	0	1
24:00	0	0	0	0	0	1	0	0	0	0	0	0	0	0	1
Hour Total	0	0	0	0	3	7	3	0	0	0	0	0	0	0	13
DAY TOTAL	5	6	18	152	547	549	164	15	4	1	1	1	1	7	1471
PERCENTS	0.4%	0.5%	1.3%	10.4%	37.2%	37.4%	11.2%	1.0%	0.2%	0.0%	0.0%	0.0%	0.0%	0.4%	100%

Station #: 000000020181
Site ID: 000000020181
Location: Atlanta Ave., w/o Church of Brethren
Direction: EAST
Lane: 1

File: D1105001.prn
City: 14-216 RS Min
County: 37.34984, -79.19002

TIME 10 15 20 25 30 35 40 45 50 55 60 65 70 71+ Total

Statistical Information...

15th Percentile Speed
25.4 mph

85th Percentile Speed
34.8 mph

Median Speed
30.1 mph

Average Speed
30.1 mph

10 MPH Pace Speed
25 mph to 35 mph
1096 vehicles in pace
Representing 74.5% of the total vehicles

Vehicles > 30 MPH
743
50.5%

Peggy Malone & Associates
 SPEED SUMMARY
 Fri 11/7/2014

Station #: 000000020181
 Site ID: 000000020181
 Location: Atlanta Ave., w/o Church of Brethren
 Direction: EAST
 Lane: 1

File: D1105001.prn
 City: 14-216 RS Min
 County: 37.34984, -79.19002

TIME	10	15	20	25	30	35	40	45	50	55	60	65	70	71+	Total
Hour Total	0	0	1	5	24	37	18	1	0	0	0	0	0	0	86
09:15	1	0	0	1	3	13	3	0	0	0	0	0	0	0	21
09:30	0	0	0	1	12	9	1	0	0	0	0	0	0	0	23
09:45	0	0	0	0	19	15	4	1	0	0	0	0	0	0	39
10:00	0	0	0	1	8	18	3	3	0	0	0	0	0	0	33
Hour Total	1	0	0	3	42	55	11	4	0	0	0	0	0	0	116
10:15	0	0	0	2	14	7	1	0	0	0	0	0	0	0	24
10:30	0	0	0	3	14	7	3	0	0	0	0	0	0	0	27
10:45	0	0	0	3	10	14	4	1	0	0	0	0	0	0	32
11:00	0	0	0	4	12	12	1	0	0	0	0	0	0	0	29
Hour Total	0	0	0	12	50	40	9	1	0	0	0	0	0	0	112
11:15	0	0	0	1	10	18	7	0	0	0	0	0	0	0	36
11:30	0	0	0	0	10	16	5	0	1	0	0	0	0	0	32
11:45	0	0	0	0	6	20	1	1	0	0	0	0	0	0	28
12:00	0	0	0	0	12	23	5	0	0	0	0	0	0	1	41
Hour Total	0	0	0	1	38	77	18	1	1	0	0	0	0	1	137
12:15	0	0	0	0	19	29	4	1	0	0	0	0	0	0	53
12:30	0	0	0	0	15	23	6	0	0	0	0	0	0	0	44
12:45	0	0	0	2	10	15	0	0	0	0	0	0	0	0	27
13:00	0	0	1	6	11	9	8	0	0	0	0	0	0	0	35
Hour Total	0	0	1	8	55	76	18	1	0	0	0	0	0	0	159
13:15	0	0	0	2	13	16	5	1	0	0	0	0	0	0	37
13:30	0	0	0	1	15	10	3	0	0	0	0	0	0	0	29
13:45	0	0	0	1	9	9	3	0	0	0	0	0	0	0	22
14:00	0	0	0	3	9	17	3	0	0	0	0	0	0	0	32
Hour Total	0	0	0	7	46	52	14	1	0	0	0	0	0	0	120
14:15	0	0	0	1	5	12	6	0	0	0	0	0	0	0	24
14:30	0	0	0	2	10	17	12	1	0	0	0	0	0	0	42
14:45	0	0	0	0	11	10	1	0	0	0	0	0	0	0	22
15:00	0	0	1	3	7	17	4	1	0	0	0	0	0	0	33
Hour Total	0	0	1	6	33	56	23	2	0	0	0	0	0	0	121
15:15	0	0	0	6	15	9	2	0	0	0	0	0	0	1	33
15:30	0	0	1	1	9	14	4	0	0	0	0	0	0	0	29
15:45	0	1	0	4	15	7	2	0	0	0	0	0	0	0	29
16:00	0	1	0	4	12	8	2	0	0	0	0	0	0	2	29
Hour Total	0	2	1	15	51	38	10	0	0	0	0	0	0	3	120
16:15	0	0	0	3	18	7	6	1	0	0	0	0	0	1	36
16:30	0	0	0	4	16	12	1	2	0	0	1	0	0	0	36
16:45	0	0	0	2	18	8	2	0	0	0	0	0	0	0	30
17:00	1	1	0	2	12	18	3	0	0	0	0	1	0	0	38
Hour Total	1	1	0	11	64	45	12	3	0	0	1	1	0	1	140

Peggy Malone & Associates
 SPEED SUMMARY
 Fri 11/7/2014

Station #: 000000020181
 Site ID: 000000020181
 Location: Atlanta Ave., w/o Church of Brethren
 Direction: EAST
 Lane: 1

File: D1105001.prn
 City: 14-216 RS Min
 County: 37.34984, -79.19002

TIME	10	15	20	25	30	35	40	45	50	55	60	65	70	71+	Total
17:15	0	0	0	17	8	16	2	0	0	0	0	0	0	0	43
17:30	0	0	1	5	17	19	4	0	0	0	0	0	0	1	47
17:45	0	0	2	17	13	8	1	0	0	0	0	2	0	1	44
18:00	0	0	2	17	22	6	2	0	0	0	0	0	0	0	49
Hour Total	0	0	5	56	60	49	9	0	0	0	0	2	0	2	183
18:15	0	1	0	5	15	12	0	0	0	0	0	0	0	2	35
18:30	0	0	0	5	15	19	1	0	0	0	0	0	0	0	40
18:45	0	0	0	3	21	18	3	0	0	0	0	1	0	0	46
19:00	0	0	0	8	16	5	3	1	0	0	0	0	0	0	33
Hour Total	0	1	0	21	67	54	7	1	0	0	0	1	0	2	154
19:15	0	0	0	1	18	10	1	0	0	0	0	0	2	0	32
19:30	1	0	0	4	13	7	1	0	0	0	0	0	0	3	29
19:45	0	0	0	2	8	7	1	0	0	0	2	0	0	0	20
20:00	0	0	0	0	3	5	1	1	0	0	0	0	0	0	10
Hour Total	1	0	0	7	42	29	4	1	0	0	2	0	2	3	91
20:15	1	0	0	3	10	3	1	0	0	0	0	0	0	0	18
20:30	0	0	0	2	10	10	1	1	0	1	0	0	0	0	25
20:45	0	0	0	3	6	6	3	0	0	0	0	0	0	0	18
21:00	0	0	0	0	6	3	1	1	0	0	0	0	0	0	11
Hour Total	1	0	0	8	32	22	6	2	0	1	0	0	0	0	72
21:15	0	0	0	3	7	5	1	0	0	0	0	0	0	0	16
21:30	0	0	0	3	4	3	1	0	0	0	0	0	0	0	11
21:45	0	0	0	1	4	1	0	0	0	0	0	0	0	0	6
22:00	0	0	0	1	1	2	0	0	0	0	0	0	0	0	4
Hour Total	0	0	0	8	16	11	2	0	0	0	0	0	0	0	37
22:15	0	0	0	0	2	4	1	0	0	0	0	0	0	0	7
22:30	0	0	0	1	3	0	1	0	0	0	0	0	0	0	5
22:45	0	0	0	0	2	4	3	0	0	0	0	0	0	0	9
23:00	0	0	0	0	1	0	3	0	0	0	0	0	0	0	4
Hour Total	0	0	0	1	8	8	8	0	0	0	0	0	0	0	25
23:15	0	0	0	0	0	4	0	0	0	0	0	0	0	0	4
23:30	0	0	0	0	3	2	2	0	0	0	0	0	0	0	7
23:45	0	0	0	1	2	1	0	0	0	0	0	0	0	0	4
24:00	0	0	0	0	2	2	1	0	0	0	0	0	0	0	5
Hour Total	0	0	0	1	7	9	3	0	0	0	0	0	0	0	20
DAY TOTAL	4	4	9	179	674	712	192	18	2	1	3	4	2	12	1816
PERCENTS	0.3%	0.3%	0.5%	9.9%	37.2%	39.3%	10.5%	0.9%	0.1%	0.0%	0.1%	0.2%	0.1%	0.6%	100%

Station #: 000000020181
Site ID: 000000020181
Location: Atlanta Ave., w/o Church of Brethren
Direction: EAST
Lane: 1

File: D1105001.prn
City: 14-216 RS Min
County: 37.34984, -79.19002

TIME 10 15 20 25 30 35 40 45 50 55 60 65 70 71+ Total

Statistical Information...

15th Percentile Speed
25.6 mph

85th Percentile Speed
34.7 mph

Median Speed
30.3 mph

Average Speed
30.3 mph

10 MPH Pace Speed
25 mph to 35 mph
1386 vehicles in pace
Representing 76.3% of the total vehicles

Vehicles > 30 MPH
946
52.1%

Peggy Malone & Associates
 SPEED SUMMARY
 Sat 11/8/2014

Station #: 000000020181
 Site ID: 000000020181
 Location: Atlanta Ave., w/o Church of Brethren
 Direction: EAST
 Lane: 1

File: D1105001.prn
 City: 14-216 RS Min
 County: 37.34984, -79.19002

TIME	10	15	20	25	30	35	40	45	50	55	60	65	70	71+	Total
00:15	0	0	0	0	0	0	0	0	0	0	0	0	0	0	0
00:30	0	0	0	0	0	3	1	0	0	0	0	0	0	0	4
00:45	0	0	0	0	1	1	1	1	0	0	0	0	0	0	4
01:00	0	0	0	1	4	1	0	0	0	0	0	0	0	0	6
Hour Total	0	0	0	1	5	5	2	1	0	0	0	0	0	0	14
01:15	0	0	0	0	1	1	0	0	0	0	0	0	0	0	2
01:30	0	0	0	0	1	3	1	0	0	0	0	0	0	0	5
01:45	0	0	0	0	0	0	0	0	0	0	0	0	0	0	0
02:00	0	0	0	0	0	1	1	0	0	0	0	0	0	0	2
Hour Total	0	0	0	0	2	5	2	0	0	0	0	0	0	0	9
02:15	0	0	0	0	2	0	0	0	0	0	0	0	0	0	2
02:30	0	0	0	0	0	0	0	0	0	0	0	0	0	0	0
02:45	0	0	0	0	0	0	0	0	0	0	0	0	0	0	0
03:00	0	0	0	0	0	1	0	0	0	0	0	0	0	0	1
Hour Total	0	0	0	0	2	1	0	0	0	0	0	0	0	0	3
03:15	0	0	0	0	0	0	0	0	0	0	0	0	0	0	0
03:30	0	0	0	0	1	1	0	0	0	0	0	0	0	0	2
03:45	0	0	0	0	0	0	0	0	0	0	0	0	0	0	0
04:00	0	0	0	0	0	0	0	0	0	0	0	0	0	0	0
Hour Total	0	0	0	0	1	1	0	0	0	0	0	0	0	0	2
04:15	0	0	0	0	0	0	0	0	0	0	0	0	0	0	0
04:30	0	0	0	0	1	0	0	0	0	0	0	0	0	0	1
04:45	0	0	0	0	1	0	0	0	0	0	0	0	0	0	1
05:00	0	0	0	0	0	3	0	0	0	0	0	0	0	0	3
Hour Total	0	0	0	0	2	3	0	0	0	0	0	0	0	0	5
05:15	0	0	0	0	0	1	0	0	0	0	0	0	0	0	1
05:30	0	0	0	1	0	0	0	0	0	0	0	0	0	0	1
05:45	0	0	0	0	1	1	0	0	0	0	0	0	0	0	2
06:00	0	0	0	0	0	1	0	0	0	0	0	0	0	0	1
Hour Total	0	0	0	1	1	3	0	0	0	0	0	0	0	0	5
06:15	0	0	0	0	0	1	0	0	0	0	0	0	0	0	1
06:30	0	0	0	0	0	0	2	0	0	0	0	0	0	0	2
06:45	0	0	0	1	3	3	0	0	0	0	0	0	0	0	7
07:00	0	0	0	0	2	3	0	0	0	0	0	0	0	0	5
Hour Total	0	0	0	1	5	7	2	0	0	0	0	0	0	0	15
07:15	0	0	0	1	1	1	1	0	0	0	0	0	0	0	4
07:30	0	0	0	2	2	2	3	1	0	0	0	0	0	0	10
07:45	0	0	0	1	3	9	0	0	0	0	0	0	0	0	13
08:00	0	0	0	0	2	2	1	1	0	0	0	0	0	0	6
Hour Total	0	0	0	4	8	14	5	2	0	0	0	0	0	0	33
08:15	0	0	0	0	3	7	3	0	0	0	0	0	0	0	13
08:30	0	0	0	1	4	5	6	0	0	0	0	0	0	0	16
08:45	0	1	0	1	3	7	7	1	0	0	0	0	0	0	20
09:00	0	0	0	2	10	9	1	1	0	0	0	0	0	0	23

Peggy Malone & Associates
 SPEED SUMMARY
 Sat 11/8/2014

Station #: 000000020181
 Site ID: 000000020181
 Location: Atlanta Ave., w/o Church of Brethren
 Direction: EAST
 Lane: 1

File: D1105001.prn
 City: 14-216 RS Min
 County: 37.34984, -79.19002

TIME	10	15	20	25	30	35	40	45	50	55	60	65	70	71+	Total
Hour Total	0	1	0	4	20	28	17	2	0	0	0	0	0	0	72
09:15	0	0	2	0	4	9	2	1	0	0	0	0	1	0	19
09:30	0	0	0	0	13	14	2	2	0	0	0	0	0	0	31
09:45	0	0	0	0	5	15	6	0	0	0	0	0	0	0	26
10:00	0	0	0	4	9	18	3	1	0	0	0	0	0	0	35
Hour Total	0	0	2	4	31	56	13	4	0	0	0	0	1	0	111
10:15	0	0	0	3	8	14	6	0	0	0	0	0	0	0	31
10:30	0	0	0	0	7	14	4	0	0	0	0	0	0	0	25
10:45	0	1	4	3	12	21	3	0	0	0	0	0	0	0	44
11:00	0	0	0	3	6	12	2	0	0	0	0	0	0	0	23
Hour Total	0	1	4	9	33	61	15	0	0	0	0	0	0	0	123
11:15	0	0	0	9	19	14	3	0	0	0	0	0	0	0	45
11:30	0	0	0	6	9	18	2	0	0	0	0	0	0	0	35
11:45	0	0	0	6	21	18	2	0	0	0	0	0	0	1	48
12:00	0	0	0	5	13	14	0	0	0	0	0	0	0	0	32
Hour Total	0	0	0	26	62	64	7	0	0	0	0	0	0	1	160
12:15	0	0	0	3	10	20	3	0	0	0	0	0	0	0	36
12:30	0	0	0	5	18	23	3	0	0	0	0	0	0	0	49
12:45	0	0	0	12	16	17	1	0	0	0	0	0	0	0	46
13:00	0	0	0	2	13	22	3	0	0	0	0	0	0	2	42
Hour Total	0	0	0	22	57	82	10	0	0	0	0	0	0	2	173
13:15	0	0	0	5	16	18	5	1	0	0	0	0	0	1	46
13:30	0	0	1	1	30	15	6	0	0	0	0	0	0	0	53
13:45	0	0	0	3	13	18	7	0	0	0	0	0	0	1	42
14:00	1	0	4	2	15	9	4	0	0	0	0	0	0	1	36
Hour Total	1	0	5	11	74	60	22	1	0	0	0	0	0	3	177
DAY TOTAL	1	2	11	83	303	390	95	10	0	0	0	0	1	6	902
PERCENTS	0.2%	0.3%	1.3%	9.2%	33.5%	43.2%	10.5%	1.1%	0.0%	0.0%	0.0%	0.0%	0.1%	0.6%	100%

Statistical Information...

15th Percentile Speed
 25.6 mph

85th Percentile Speed
 34.7 mph

Median Speed
 30.7 mph

Average Speed
 30.4 mph

10 MPH Pace Speed
 25 mph to 35 mph
 693 vehicles in pace
 Representing 76.8% of the total vehicles

Vehicles > 30 MPH
 502
 55.7%

GRAND TOTAL	11	12	55	516	1790	1903	503	53	9	2	4	5	31	4899	
PERCENTS	0.3%	0.3%	1.2%	10.6%	36.6%	38.9%	10.2%	1.0%	0.1%	0.0%	0.0%	0.1%	0.1%	0.6%	100%

Peggy Malone & Associates
 SPEED SUMMARY
 Wed 11/5/2014

Station #: 000000020181
 Site ID: 000000020181
 Location: Atlanta Ave., w/o Church of Brethren
 Direction: WEST
 Lane: 2

File: D1105001.prn
 City: 14-216 RS Min
 County: 37.34984, -79.19002

TIME	10	15	20	25	30	35	40	45	50	55	60	65	70	71+	Total
14:15	0	0	0	6	22	21	11	4	0	0	0	0	0	0	64
14:30	0	0	2	3	21	19	20	2	0	1	0	0	0	0	68
14:45	0	0	0	1	24	31	14	2	0	0	0	0	0	0	72
15:00	0	0	1	4	17	21	9	3	0	0	0	0	0	0	55
Hour Total	0	0	3	14	84	92	54	11	0	1	0	0	0	0	259
15:15	0	0	1	2	22	24	11	1	0	0	0	0	0	0	61
15:30	0	0	0	0	11	34	17	1	0	0	0	0	0	0	63
15:45	0	0	0	1	23	31	13	3	0	0	0	0	1	1	73
16:00	0	0	0	1	20	39	19	1	0	0	0	0	0	0	80
Hour Total	0	0	1	4	76	128	60	6	0	0	0	0	1	1	277
16:15	0	0	0	2	14	49	14	0	1	0	0	0	0	0	80
16:30	0	0	0	3	14	26	12	2	1	0	0	0	0	0	58
16:45	0	1	0	3	11	37	17	3	0	0	0	0	0	0	72
17:00	4	2	0	2	21	27	19	1	0	0	0	0	0	0	76
Hour Total	4	3	0	10	60	139	62	6	2	0	0	0	0	0	286
17:15	45	15	5	10	8	9	3	0	0	0	0	0	0	0	95
17:30	57	10	3	1	6	1	0	0	0	0	0	0	0	0	78
17:45	14	4	6	6	28	17	8	0	0	0	0	0	0	0	83
18:00	3	15	9	7	10	31	4	2	0	0	0	0	0	0	81
Hour Total	119	44	23	24	52	58	15	2	0	0	0	0	0	0	337
18:15	0	0	0	1	21	33	19	2	0	0	0	0	0	0	76
18:30	0	0	0	0	13	35	15	0	0	0	0	0	0	0	63
18:45	0	0	0	2	5	34	11	3	0	0	0	0	0	0	55
19:00	0	0	0	0	13	28	16	2	1	0	0	0	0	0	60
Hour Total	0	0	0	3	52	130	61	7	1	0	0	0	0	0	254
19:15	0	0	0	2	13	31	11	1	0	0	0	0	0	0	58
19:30	0	0	0	2	14	37	16	2	0	1	0	0	0	0	72
19:45	0	0	0	3	8	21	9	2	0	0	0	0	0	0	43
20:00	0	0	0	1	7	29	14	5	0	0	0	0	0	0	56
Hour Total	0	0	0	8	42	118	50	10	0	1	0	0	0	0	229
20:15	0	0	0	1	5	17	7	4	0	0	1	0	0	0	35
20:30	0	0	1	0	7	26	15	2	0	0	0	0	0	0	51
20:45	0	0	0	1	14	18	13	1	0	0	0	0	0	0	47
21:00	0	0	0	0	11	19	8	1	0	0	0	0	0	0	39
Hour Total	0	0	1	2	37	80	43	8	0	0	1	0	0	0	172
21:15	0	0	0	0	6	23	13	2	0	0	0	0	0	0	44
21:30	0	0	0	1	3	16	12	1	0	0	0	0	0	0	33
21:45	0	0	1	0	7	13	8	1	0	0	0	0	0	0	30
22:00	0	0	0	2	4	15	8	3	0	0	0	0	0	0	32
Hour Total	0	0	1	3	20	67	41	7	0	0	0	0	0	0	139
22:15	0	0	0	0	3	15	11	0	0	0	0	0	0	0	29
22:30	0	0	0	0	2	7	8	0	0	0	0	0	0	0	17
22:45	0	0	0	0	0	11	14	1	0	0	0	0	0	0	26
23:00	0	0	0	0	2	19	7	1	0	0	0	0	0	0	29

Peggy Malone & Associates
 SPEED SUMMARY
 Wed 11/5/2014

Station #: 000000020181
 Site ID: 000000020181
 Location: Atlanta Ave., w/o Church of Brethren
 Direction: WEST
 Lane: 2

File: D1105001.prn
 City: 14-216 RS Min
 County: 37.34984, -79.19002

TIME	10	15	20	25	30	35	40	45	50	55	60	65	70	71+	Total
-----	-----														
Hour Total	0	0	0	0	7	52	40	2	0	0	0	0	0	0	101
23:15	0	0	0	0	1	10	10	3	0	0	0	0	0	0	24
23:30	0	0	0	0	1	7	6	0	0	0	0	0	0	0	14
23:45	0	0	0	1	1	4	7	1	1	0	0	0	0	0	15
24:00	0	0	1	0	9	9	3	1	0	0	0	0	0	0	23
-----	-----														
Hour Total	0	0	1	1	12	30	26	5	1	0	0	0	0	0	76
-----	-----														
DAY TOTAL	123	47	30	69	442	894	452	64	4	2	1	0	1	1	2130
PERCENTS	5.8%	2.3%	1.5%	3.3%	20.8%	42.0%	21.2%	3.0%	0.1%	0.0%	0.0%	0.0%	0.0%	0.0%	100%

Statistical Information...

15th Percentile Speed
 25.6 mph

85th Percentile Speed
 37.3 mph

Median Speed
 32.0 mph

Average Speed
 30.3 mph

10 MPH Pace Speed
 30 mph to 40 mph
 1346 vehicles in pace
 Representing 63.1% of the total vehicles

Vehicles > 30 MPH
 1419
 66.6%

Peggy Malone & Associates
 SPEED SUMMARY
 Thu 11/6/2014

Station #: 000000020181
 Site ID: 000000020181
 Location: Atlanta Ave., w/o Church of Brethren
 Direction: WEST
 Lane: 2

File: D1105001.prn
 City: 14-216 RS Min
 County: 37.34984, -79.19002

TIME	10	15	20	25	30	35	40	45	50	55	60	65	70	71+	Total
Hour Total	0	0	0	7	42	89	38	4	0	0	0	0	0	0	180
09:15	0	0	0	1	4	21	17	5	1	0	0	0	0	0	49
09:30	0	0	0	0	10	21	12	4	1	0	0	0	0	0	48
09:45	0	0	0	1	4	8	8	1	0	0	0	0	0	1	23
10:00	0	0	0	2	13	20	8	0	0	0	0	0	0	0	43
Hour Total	0	0	0	4	31	70	45	10	2	0	0	0	0	1	163
10:15	0	0	0	2	4	19	7	0	0	0	0	0	0	0	32
10:30	0	0	0	1	8	23	10	1	0	0	0	0	0	0	43
10:45	0	0	0	0	12	24	18	5	0	1	0	0	0	2	62
11:00	0	0	0	0	7	33	15	5	0	0	0	0	0	0	60
Hour Total	0	0	0	3	31	99	50	11	0	1	0	0	0	2	197
11:15	0	0	0	2	7	21	9	4	0	0	0	0	0	0	43
11:30	0	0	0	1	12	17	9	0	1	0	0	0	0	0	40
11:45	0	0	0	0	11	24	9	0	0	0	0	0	0	0	44
12:00	0	0	0	0	6	37	19	2	1	0	0	0	0	0	65
Hour Total	0	0	0	3	36	99	46	6	2	0	0	0	0	0	192
12:15	0	0	0	0	15	27	29	1	0	0	0	0	0	0	72
12:30	0	0	0	0	15	40	15	2	1	0	0	0	0	0	73
12:45	0	0	0	1	17	33	29	3	0	0	0	0	0	0	83
13:00	1	0	0	4	8	25	17	6	0	1	0	0	0	0	62
Hour Total	1	0	0	5	55	125	90	12	1	1	0	0	0	0	290
13:15	0	0	0	2	8	34	17	0	0	0	0	0	0	0	61
13:30	0	0	0	2	6	30	14	2	0	0	0	0	0	0	54
13:45	0	0	0	2	23	30	20	1	0	0	0	0	0	0	76
14:00	0	0	0	1	6	32	29	5	0	0	0	0	0	0	73
Hour Total	0	0	0	7	43	126	80	8	0	0	0	0	0	0	264
14:15	0	0	0	0	15	28	20	3	1	0	1	0	0	0	68
14:30	0	1	0	0	13	22	13	2	1	0	0	0	0	0	52
14:45	0	0	0	0	6	26	17	3	0	0	0	0	0	0	52
15:00	0	0	0	1	12	32	12	4	0	0	0	0	0	1	62
Hour Total	0	1	0	1	46	108	62	12	2	0	1	0	0	1	234
15:15	0	0	0	2	13	28	14	3	0	0	0	0	0	1	61
15:30	0	1	1	1	17	24	16	4	0	0	0	0	0	0	64
15:45	0	0	0	3	15	41	13	3	0	0	0	0	0	0	75
16:00	0	0	0	0	26	46	8	1	0	0	0	0	0	0	81
Hour Total	0	1	1	6	71	139	51	11	0	0	0	0	0	1	281
16:15	0	1	6	2	29	22	9	2	0	0	0	0	0	0	71
16:30	0	0	0	0	14	32	16	3	0	0	0	0	0	0	65
16:45	1	0	0	0	12	22	23	2	0	0	0	0	0	0	60
17:00	14	8	4	1	14	25	14	0	0	0	0	0	0	0	80
Hour Total	15	9	10	3	69	101	62	7	0	0	0	0	0	0	276

Peggy Malone & Associates
 SPEED SUMMARY
 Thu 11/6/2014

Station #: 000000020181
 Site ID: 000000020181
 Location: Atlanta Ave., w/o Church of Brethren
 Direction: WEST
 Lane: 2

File: D1105001.prn
 City: 14-216 RS Min
 County: 37.34984, -79.19002

TIME	10	15	20	25	30	35	40	45	50	55	60	65	70	71+	Total
17:15	24	1	1	6	11	14	8	0	0	0	0	0	0	0	65
17:30	39	4	4	4	14	23	5	0	0	0	0	0	0	0	93
17:45	0	0	0	7	20	40	14	2	0	0	0	0	0	0	83
18:00	0	0	0	3	22	45	4	0	0	0	0	0	0	0	74
Hour Total	63	5	5	20	67	122	31	2	0	0	0	0	0	0	315
18:15	0	0	1	1	11	38	11	2	0	0	0	0	0	0	64
18:30	0	0	0	2	15	26	10	0	0	0	0	0	1	0	54
18:45	0	0	0	5	14	47	16	2	0	0	1	0	0	0	85
19:00	0	0	0	0	13	32	12	0	0	0	0	0	0	0	57
Hour Total	0	0	1	8	53	143	49	4	0	0	1	0	1	0	260
19:15	0	0	0	0	10	39	11	1	0	0	0	0	0	0	61
19:30	0	0	0	1	10	27	19	2	0	0	0	0	0	0	59
19:45	0	0	1	1	10	19	12	2	0	0	0	0	0	0	45
20:00	0	0	0	1	17	23	13	2	0	0	0	0	0	0	56
Hour Total	0	0	1	3	47	108	55	7	0	0	0	0	0	0	221
20:15	0	0	0	0	9	24	7	2	0	0	0	0	0	0	42
20:30	0	0	0	0	9	16	13	2	0	0	0	0	0	0	40
20:45	0	0	0	4	9	11	5	2	0	0	0	0	0	0	31
21:00	0	0	0	0	7	20	9	0	0	0	0	0	0	0	36
Hour Total	0	0	0	4	34	71	34	6	0	0	0	0	0	0	149
21:15	0	0	0	0	16	19	10	3	0	0	0	0	0	0	48
21:30	0	0	0	0	7	27	11	4	0	0	0	0	0	0	49
21:45	0	0	0	2	2	17	11	0	0	0	0	0	0	0	32
22:00	0	0	0	0	10	10	11	1	0	0	0	0	0	0	32
Hour Total	0	0	0	2	35	73	43	8	0	0	0	0	0	0	161
22:15	0	0	0	0	9	22	5	1	0	0	0	0	0	0	37
22:30	0	0	0	1	3	11	9	1	0	0	0	0	0	0	25
22:45	0	0	0	0	3	8	7	0	0	0	0	0	0	0	18
23:00	0	0	0	1	0	6	10	0	1	0	0	0	0	0	18
Hour Total	0	0	0	2	15	47	31	2	1	0	0	0	0	0	98
23:15	0	0	0	0	3	5	4	3	0	0	0	0	0	0	15
23:30	0	0	0	0	6	14	10	1	0	0	0	0	0	0	31
23:45	0	0	0	0	3	10	6	0	1	0	0	0	0	0	20
24:00	0	0	0	0	1	7	7	2	0	0	0	0	0	0	17
Hour Total	0	0	0	0	13	36	27	6	1	0	0	0	0	0	83
DAY TOTAL	79	17	18	85	736	1683	878	133	11	2	2	0	1	5	3650
PERCENTS	2.2%	0.5%	0.5%	2.4%	20.2%	46.2%	24.0%	3.6%	0.3%	0.0%	0.0%	0.0%	0.0%	0.1%	100%

Station #: 000000020181
Site ID: 000000020181
Location: Atlanta Ave., w/o Church of Brethren
Direction: WEST
Lane: 2

File: D1105001.prn
City: 14-216 RS Min
County: 37.34984, -79.19002

TIME 10 15 20 25 30 35 40 45 50 55 60 65 70 71+ Total

Statistical Information...

15th Percentile Speed
27.4 mph

85th Percentile Speed
37.8 mph

Median Speed
32.7 mph

Average Speed
32.2 mph

10 MPH Pace Speed
30 mph to 40 mph
2561 vehicles in pace
Representing 70.1% of the total vehicles

Vehicles > 30 MPH
2715
74.4%

Peggy Malone & Associates
 SPEED SUMMARY
 Fri 11/7/2014

Station #: 000000020181
 Site ID: 000000020181
 Location: Atlanta Ave., w/o Church of Brethren
 Direction: WEST
 Lane: 2

File: D1105001.prn
 City: 14-216 RS Min
 County: 37.34984, -79.19002

TIME	10	15	20	25	30	35	40	45	50	55	60	65	70	71+	Total
00:15	0	0	0	0	4	7	2	0	0	0	0	0	0	0	13
00:30	0	0	0	0	2	3	3	0	0	0	0	0	0	0	8
00:45	0	0	0	0	3	3	0	0	0	0	0	0	0	0	6
01:00	0	0	0	0	3	2	4	0	0	0	0	0	0	0	9
Hour Total	0	0	0	0	12	15	9	0	0	0	0	0	0	0	36
01:15	0	0	0	0	3	2	1	0	0	0	0	0	0	0	6
01:30	0	0	0	0	0	3	1	0	0	0	0	0	0	0	4
01:45	0	0	0	0	1	2	0	0	1	0	0	0	0	0	4
02:00	0	0	0	0	1	2	3	0	0	0	0	0	0	0	6
Hour Total	0	0	0	0	5	9	5	0	1	0	0	0	0	0	20
02:15	0	0	0	0	1	0	2	0	0	0	0	0	0	0	3
02:30	0	0	0	0	1	2	0	0	0	0	0	0	0	0	3
02:45	0	0	0	0	0	3	0	0	0	0	0	0	0	0	3
03:00	0	0	0	0	0	1	0	0	0	0	0	0	0	0	1
Hour Total	0	0	0	0	2	6	2	0	0	0	0	0	0	0	10
03:15	0	0	0	0	0	1	0	0	1	0	0	0	0	0	2
03:30	0	0	0	0	1	1	0	2	0	0	0	0	0	0	4
03:45	0	0	0	0	1	1	1	0	0	0	0	0	0	0	3
04:00	0	0	0	0	0	0	0	0	0	0	0	0	0	0	0
Hour Total	0	0	0	0	2	3	1	2	1	0	0	0	0	0	9
04:15	0	0	0	0	1	1	0	0	0	0	0	0	0	0	2
04:30	0	0	0	0	0	1	1	0	0	0	0	0	0	0	2
04:45	0	0	0	0	1	1	1	0	0	0	0	0	0	0	3
05:00	0	0	0	0	0	3	1	0	0	0	0	0	0	0	4
Hour Total	0	0	0	0	2	6	3	0	0	0	0	0	0	0	11
05:15	0	0	0	0	0	0	0	0	0	0	0	0	0	0	0
05:30	0	0	0	1	1	0	2	0	0	0	0	0	0	0	4
05:45	0	0	0	0	0	0	0	1	0	0	0	0	0	0	1
06:00	0	0	0	0	0	1	2	1	0	0	0	0	0	0	4
Hour Total	0	0	0	1	1	1	4	2	0	0	0	0	0	0	9
06:15	0	0	0	0	0	2	0	0	0	0	0	0	0	0	2
06:30	0	0	0	1	0	3	1	1	0	0	0	0	0	0	6
06:45	0	0	0	0	1	2	5	0	0	0	0	0	0	0	8
07:00	0	0	0	1	3	2	3	1	0	0	0	0	0	0	10
Hour Total	0	0	0	2	4	9	9	2	0	0	0	0	0	0	26
07:15	0	0	0	0	0	11	6	1	0	0	0	0	0	0	18
07:30	0	0	0	1	6	20	17	0	0	0	0	0	0	0	44
07:45	0	0	0	0	6	22	17	3	0	0	0	0	0	0	48
08:00	0	0	0	1	3	24	16	4	0	0	0	0	0	0	48
Hour Total	0	0	0	2	15	77	56	8	0	0	0	0	0	0	158
08:15	0	0	0	1	2	25	11	2	0	0	0	0	0	0	41
08:30	0	0	0	0	8	26	15	2	0	0	0	0	0	0	51
08:45	0	0	0	0	3	28	11	5	0	0	0	0	0	0	47
09:00	0	0	0	1	6	24	16	7	1	0	0	0	0	0	55

Peggy Malone & Associates
 SPEED SUMMARY
 Fri 11/7/2014

Station #: 000000020181
 Site ID: 000000020181
 Location: Atlanta Ave., w/o Church of Brethren
 Direction: WEST
 Lane: 2

File: D1105001.prn
 City: 14-216 RS Min
 County: 37.34984, -79.19002

TIME	10	15	20	25	30	35	40	45	50	55	60	65	70	71+	Total
Hour Total	0	0	0	2	19	103	53	16	1	0	0	0	0	0	194
09:15	0	0	0	0	6	17	13	2	0	0	0	0	0	0	38
09:30	0	0	0	1	11	19	13	2	0	0	0	0	0	0	46
09:45	0	0	0	0	4	22	11	3	0	1	0	0	0	0	41
10:00	0	0	0	1	15	27	19	1	0	0	0	0	0	0	63
Hour Total	0	0	0	2	36	85	56	8	0	1	0	0	0	0	188
10:15	0	0	0	0	6	21	20	1	2	0	0	0	0	0	50
10:30	0	1	0	4	13	26	15	0	0	0	0	0	0	0	59
10:45	0	0	0	0	18	21	13	1	0	0	0	0	0	0	53
11:00	0	0	1	1	16	21	18	1	1	0	0	0	0	0	59
Hour Total	0	1	1	5	53	89	66	3	3	0	0	0	0	0	221
11:15	0	0	0	0	7	22	7	1	0	0	0	0	0	1	38
11:30	0	0	0	0	19	29	12	2	1	0	0	0	0	0	63
11:45	0	0	0	2	7	31	17	2	0	0	0	0	0	0	59
12:00	0	0	0	0	6	39	14	3	0	0	0	0	0	0	62
Hour Total	0	0	0	2	39	121	50	8	1	0	0	0	0	1	222
12:15	0	0	0	0	9	23	21	2	0	0	0	0	0	1	56
12:30	0	0	0	0	20	45	19	3	0	0	0	0	0	0	87
12:45	0	0	0	0	11	37	17	2	0	0	0	0	0	0	67
13:00	0	0	1	3	21	20	22	1	0	0	0	0	0	0	68
Hour Total	0	0	1	3	61	125	79	8	0	0	0	0	0	1	278
13:15	0	0	0	1	4	24	20	4	0	0	0	0	1	0	54
13:30	0	0	0	0	9	32	30	7	0	0	0	0	0	0	78
13:45	0	0	0	0	9	32	29	4	0	0	0	0	0	0	74
14:00	0	0	0	0	18	29	24	3	0	0	0	0	0	1	75
Hour Total	0	0	0	1	40	117	103	18	0	0	0	0	1	1	281
14:15	0	0	0	1	14	29	19	1	0	0	0	0	0	0	64
14:30	0	0	0	0	20	32	19	1	0	1	0	0	0	0	73
14:45	0	0	0	5	15	24	21	4	0	0	0	0	0	0	69
15:00	0	0	0	1	11	29	24	3	1	0	0	0	0	0	69
Hour Total	0	0	0	7	60	114	83	9	1	1	0	0	0	0	275
15:15	0	0	0	0	7	45	19	6	1	0	0	0	0	0	78
15:30	0	0	0	0	11	27	17	3	0	0	0	0	0	0	58
15:45	0	0	1	1	13	36	21	2	0	0	0	0	0	0	74
16:00	0	0	0	2	17	46	19	4	0	0	1	0	0	0	89
Hour Total	0	0	1	3	48	154	76	15	1	0	1	0	0	0	299
16:15	0	0	0	0	8	38	15	3	0	0	0	0	0	0	64
16:30	0	0	0	3	20	48	18	2	1	0	0	0	0	0	92
16:45	0	0	0	3	23	24	18	5	0	0	0	0	0	0	73
17:00	0	0	2	5	14	31	19	4	0	0	0	0	0	0	75
Hour Total	0	0	2	11	65	141	70	14	1	0	0	0	0	0	304

Peggy Malone & Associates
 SPEED SUMMARY
 Fri 11/7/2014

Station #: 000000020181
 Site ID: 000000020181
 Location: Atlanta Ave., w/o Church of Brethren
 Direction: WEST
 Lane: 2

File: D1105001.prn
 City: 14-216 RS Min
 County: 37.34984, -79.19002

TIME	10	15	20	25	30	35	40	45	50	55	60	65	70	71+	Total
17:15	0	0	0	1	25	40	22	3	0	0	0	0	0	0	91
17:30	0	0	0	10	15	40	14	2	1	0	0	0	0	0	82
17:45	13	3	4	12	22	16	8	4	2	0	0	0	0	0	84
18:00	2	2	23	12	13	12	11	0	0	1	0	0	0	0	76
Hour Total	15	5	27	35	75	108	55	9	3	1	0	0	0	0	333
18:15	1	0	0	3	23	31	10	0	0	0	0	0	0	0	68
18:30	0	0	0	0	24	25	18	3	0	0	0	0	0	0	70
18:45	0	0	0	1	16	31	14	3	0	0	0	0	0	0	65
19:00	0	0	0	5	15	38	11	0	0	0	0	0	0	0	69
Hour Total	1	0	0	9	78	125	53	6	0	0	0	0	0	0	272
19:15	0	0	0	3	19	27	10	4	0	0	0	0	0	0	63
19:30	0	0	1	1	15	28	15	3	0	0	0	0	0	0	63
19:45	0	0	0	1	18	40	15	0	0	0	0	0	0	0	74
20:00	0	0	0	1	20	28	5	3	1	0	0	0	0	1	59
Hour Total	0	0	1	6	72	123	45	10	1	0	0	0	0	1	259
20:15	2	0	0	0	21	27	12	0	0	0	0	0	0	0	62
20:30	0	0	0	0	8	20	9	3	0	0	0	0	0	0	40
20:45	0	0	0	0	10	22	10	0	0	0	0	0	0	0	42
21:00	0	0	2	5	10	30	8	1	0	0	0	0	0	0	56
Hour Total	2	0	2	5	49	99	39	4	0	0	0	0	0	0	200
21:15	0	0	0	1	12	21	20	2	0	0	0	0	0	0	56
21:30	0	0	0	2	8	22	9	2	1	0	0	0	0	0	44
21:45	0	0	0	1	13	26	9	5	0	0	0	0	0	0	54
22:00	0	0	1	1	7	19	14	3	0	0	0	0	0	0	45
Hour Total	0	0	1	5	40	88	52	12	1	0	0	0	0	0	199
22:15	0	0	0	0	4	13	12	1	0	0	0	0	0	0	30
22:30	0	0	0	0	12	18	9	2	0	0	0	0	0	0	41
22:45	0	0	0	1	1	20	7	2	1	0	0	0	0	0	32
23:00	0	0	0	1	2	15	5	2	0	0	0	0	0	0	25
Hour Total	0	0	0	2	19	66	33	7	1	0	0	0	0	0	128
23:15	0	0	0	1	2	9	11	3	0	0	0	0	0	0	26
23:30	0	0	0	0	5	15	6	1	0	0	0	0	0	0	27
23:45	0	0	0	0	4	10	4	1	1	0	0	0	0	0	20
24:00	0	0	0	0	5	9	4	2	0	0	0	0	0	0	20
Hour Total	0	0	0	1	16	43	25	7	1	0	0	0	0	0	93
DAY TOTAL	18	6	36	104	813	1827	1027	168	17	3	1	0	1	4	4025
PERCENTS	0.5%	0.2%	0.9%	2.6%	20.2%	45.4%	25.6%	4.2%	0.4%	0.0%	0.0%	0.0%	0.0%	0.0%	100%

Station #: 000000020181
Site ID: 000000020181
Location: Atlanta Ave., w/o Church of Brethren
Direction: WEST
Lane: 2

File: D1105001.prn
City: 14-216 RS Min
County: 37.34984, -79.19002

TIME 10 15 20 25 30 35 40 45 50 55 60 65 70 71+ Total

Statistical Information...

15th Percentile Speed
27.7 mph

85th Percentile Speed
38.0 mph

Median Speed
32.8 mph

Average Speed
32.7 mph

10 MPH Pace Speed
30 mph to 40 mph
2854 vehicles in pace
Representing 70.9% of the total vehicles

Vehicles > 30 MPH
3048
75.7%

Peggy Malone & Associates
 SPEED SUMMARY
 Sat 11/8/2014

Station #: 000000020181
 Site ID: 000000020181
 Location: Atlanta Ave., w/o Church of Brethren
 Direction: WEST
 Lane: 2

File: D1105001.prn
 City: 14-216 RS Min
 County: 37.34984, -79.19002

TIME	10	15	20	25	30	35	40	45	50	55	60	65	70	71+	Total
00:15	0	0	0	0	1	7	6	3	0	0	0	0	0	0	17
00:30	0	0	0	0	2	6	3	2	0	0	0	0	0	0	13
00:45	0	0	0	1	3	5	6	0	1	0	0	0	0	0	16
01:00	0	0	0	1	1	5	3	2	0	0	0	0	0	0	12
Hour Total	0	0	0	2	7	23	18	7	1	0	0	0	0	0	58
01:15	0	0	0	0	2	2	5	1	0	0	0	0	0	0	10
01:30	0	0	0	0	2	5	4	2	0	0	0	0	0	0	13
01:45	0	0	0	0	0	3	4	0	0	0	0	0	0	0	7
02:00	0	0	0	1	0	1	4	1	0	0	0	0	0	0	7
Hour Total	0	0	0	1	4	11	17	4	0	0	0	0	0	0	37
02:15	0	0	0	0	1	1	1	2	0	0	0	0	0	0	5
02:30	0	0	0	0	0	1	1	0	0	0	0	0	0	0	2
02:45	0	0	0	0	2	1	0	0	0	0	0	0	0	0	3
03:00	0	0	0	0	0	2	0	0	0	0	0	0	0	0	2
Hour Total	0	0	0	0	3	5	2	2	0	0	0	0	0	0	12
03:15	0	0	0	1	2	6	2	0	0	0	0	0	0	0	11
03:30	0	0	0	0	1	1	0	0	0	0	0	0	0	0	2
03:45	0	0	0	0	2	0	1	0	0	0	0	0	0	0	3
04:00	0	0	0	0	0	1	1	0	0	0	0	0	0	0	2
Hour Total	0	0	0	1	5	8	4	0	0	0	0	0	0	0	18
04:15	0	0	0	0	0	2	3	1	0	0	0	0	0	0	6
04:30	0	0	0	0	1	0	1	0	0	0	0	0	0	0	2
04:45	0	0	0	1	0	1	0	0	0	0	0	0	0	0	2
05:00	0	0	0	0	1	4	0	0	0	0	0	0	0	0	5
Hour Total	0	0	0	1	2	7	4	1	0	0	0	0	0	0	15
05:15	0	0	0	0	0	0	2	0	0	0	0	0	0	0	2
05:30	0	0	0	0	0	0	0	0	0	0	0	0	0	0	0
05:45	0	0	0	1	0	1	0	0	0	0	0	0	0	0	2
06:00	0	0	0	0	0	1	1	0	0	0	0	0	0	0	2
Hour Total	0	0	0	1	0	2	3	0	0	0	0	0	0	0	6
06:15	0	0	0	0	1	0	0	1	0	0	0	0	0	0	2
06:30	0	0	0	1	0	1	2	0	0	0	0	0	0	0	4
06:45	0	0	0	0	2	1	3	0	0	1	0	0	0	0	7
07:00	0	0	0	1	0	1	3	0	0	0	0	0	0	0	5
Hour Total	0	0	0	2	3	3	8	1	0	1	0	0	0	0	18
07:15	0	0	0	0	2	5	3	1	0	0	0	0	0	0	11
07:30	0	0	0	1	0	2	2	0	0	0	0	0	0	0	5
07:45	0	0	0	0	3	5	2	3	0	0	0	0	0	0	13
08:00	0	0	0	0	3	4	5	1	0	0	0	0	0	0	13
Hour Total	0	0	0	1	8	16	12	5	0	0	0	0	0	0	42
08:15	0	0	0	1	5	4	6	0	0	0	0	0	0	0	16
08:30	0	0	0	0	2	9	5	0	0	0	0	0	0	0	16
08:45	0	0	0	0	5	8	9	2	0	0	0	0	0	0	24
09:00	0	0	0	0	10	8	16	6	0	0	0	0	0	0	40

Peggy Malone & Associates
 SPEED SUMMARY
 Sat 11/8/2014

Station #: 000000020181
 Site ID: 000000020181
 Location: Atlanta Ave., w/o Church of Brethren
 Direction: WEST
 Lane: 2

File: D1105001.prn
 City: 14-216 RS Min
 County: 37.34984, -79.19002

TIME	10	15	20	25	30	35	40	45	50	55	60	65	70	71+	Total
Hour Total	0	0	0	1	22	29	36	8	0	0	0	0	0	0	96
09:15	0	0	0	2	4	9	5	0	0	0	0	0	0	0	20
09:30	0	0	0	0	4	11	7	0	0	0	0	0	0	0	22
09:45	0	0	0	1	4	22	6	1	0	0	0	0	0	0	34
10:00	0	0	0	2	6	20	7	0	0	0	0	0	0	0	35
Hour Total	0	0	0	5	18	62	25	1	0	0	0	0	0	0	111
10:15	0	0	0	4	8	28	9	1	1	0	0	0	0	0	51
10:30	0	0	0	1	12	10	4	1	0	0	0	0	0	0	28
10:45	0	0	0	1	11	25	8	0	0	0	1	0	0	0	46
11:00	0	0	0	7	9	28	8	0	0	0	0	0	0	0	52
Hour Total	0	0	0	13	40	91	29	2	1	0	1	0	0	0	177
11:15	0	0	0	1	9	29	7	0	0	0	0	0	0	0	46
11:30	0	0	0	3	6	20	11	1	0	0	0	0	0	1	42
11:45	0	0	0	1	16	28	10	0	0	0	0	0	0	0	55
12:00	0	0	1	7	24	20	7	1	0	0	0	0	0	0	60
Hour Total	0	0	1	12	55	97	35	2	0	0	0	0	0	1	203
12:15	0	0	0	3	10	26	17	0	0	0	0	1	0	0	57
12:30	0	0	0	3	17	31	12	1	0	0	0	0	0	0	64
12:45	0	0	0	3	24	28	7	1	0	0	0	0	0	0	63
13:00	0	0	0	2	13	33	13	1	0	0	0	0	0	1	63
Hour Total	0	0	0	11	64	118	49	3	0	0	0	1	0	1	247
13:15	0	0	0	2	11	35	17	0	2	0	0	2	0	0	69
13:30	0	0	0	1	14	34	10	0	0	0	0	0	0	0	59
13:45	0	0	0	3	9	39	14	1	0	0	0	0	0	0	66
14:00	0	3	0	0	7	21	17	3	0	0	0	0	0	0	51
Hour Total	0	3	0	6	41	129	58	4	2	0	0	2	0	0	245
DAY TOTAL	0	3	1	57	272	601	300	40	4	1	1	3	0	2	1285
PERCENTS	0.0%	0.3%	0.1%	4.5%	21.2%	46.8%	23.4%	3.1%	0.3%	0.0%	0.0%	0.2%	0.0%	0.1%	100%

Statistical Information...

15th Percentile Speed
 27.4 mph

85th Percentile Speed
 37.6 mph

Median Speed
 32.6 mph

Average Speed
 32.6 mph

10 MPH Pace Speed
 30 mph to 40 mph
 901 vehicles in pace
 Representing 70.1% of the total vehicles

Vehicles > 30 MPH
 952
 74.1%

GRAND TOTAL	220	73	85	315	5005	2263	2657	405	8	36	5	3	12	11090
PERCENTS	2.0%	0.7%	0.8%	2.9%	20.5%	45.2%	23.9%	3.6%	0.3%	0.0%	0.0%	0.0%	0.0%	100%

Peggy Malone & Associates, Inc.

(888) 247-8602

File Name : Badcock Place and Atlanta Ave. SAT
 Site Code : 00003398
 Start Date : 11/8/2014
 Page No : 1

Groups Printed- Car

Start Time	Southbound					Westbound					Northbound					Eastbound					Int. Total
	Right	Thru	Left	Peds/Bikes on Crosswalk	App. Total	Right	Thru	Left	Peds/Bikes on Crosswalk	App. Total	Right	Thru	Left	Peds/Bikes on Crosswalk	App. Total	Right	Thru	Left	Peds/Bikes on Crosswalk	App. Total	
11:00 AM	16	16	3	0	35	15	19	64	3	101	45	28	10	1	84	13	14	10	0	37	257
11:15 AM	17	24	5	0	46	20	29	91	0	140	41	21	4	0	66	12	9	23	1	45	297
11:30 AM	27	23	10	0	60	27	34	88	4	153	35	20	6	0	61	14	12	20	0	46	320
11:45 AM	29	16	8	0	53	14	26	61	0	101	42	24	7	0	73	14	7	7	2	30	257
Total	89	79	26	0	194	76	108	304	7	495	163	93	27	1	284	53	42	60	3	158	1131
12:00 PM	24	26	8	2	60	13	20	83	0	116	46	29	9	0	84	10	12	16	4	42	302
12:15 PM	33	26	16	2	77	22	28	77	3	130	46	24	8	0	78	15	9	23	1	48	333
12:30 PM	34	20	4	0	58	19	24	84	0	127	42	28	11	0	81	18	12	18	0	48	314
12:45 PM	22	26	5	0	53	19	27	78	2	126	36	39	8	0	83	24	8	23	2	57	319
Total	113	98	33	4	248	73	99	322	5	499	170	120	36	0	326	67	41	80	7	195	1268
01:00 PM	31	31	6	1	69	18	31	96	11	156	43	26	8	0	77	13	11	17	3	44	346
01:15 PM	25	42	12	0	79	21	23	96	0	140	44	22	11	0	77	18	18	16	0	52	348
01:30 PM	29	38	5	0	72	18	25	101	0	144	46	31	11	0	88	16	11	21	1	49	353
01:45 PM	20	33	9	0	62	14	23	98	4	139	56	22	10	0	88	19	13	11	0	43	332
Total	105	144	32	1	282	71	102	391	15	579	189	101	40	0	330	66	53	65	4	188	1379
Grand Total	307	321	91	5	724	220	309	1017	27	1573	522	314	103	1	940	186	136	205	14	541	3778
Apprch %	42.4	44.3	12.6	0.7		14	19.6	64.7	1.7		55.5	33.4	11	0.1		34.4	25.1	37.9	2.6		
Total %	8.1	8.5	2.4	0.1	19.2	5.8	8.2	26.9	0.7	41.6	13.8	8.3	2.7	0	24.9	4.9	3.6	5.4	0.4	14.3	

Start Time	Southbound				Westbound				Northbound				Eastbound				Int. Total
	Right	Thru	Left	App. Total	Right	Thru	Left	App. Total	Right	Thru	Left	App. Total	Right	Thru	Left	App. Total	
Peak Hour Analysis From 11:00 AM to 01:45 PM - Peak 1 of 1																	
Peak Hour for Entire Intersection Begins at 01:00 PM																	
01:00 PM	31	31	6	68	18	31	96	145	43	26	8	77	13	11	17	41	331
01:15 PM	25	42	12	79	21	23	96	140	44	22	11	77	18	18	16	52	348
01:30 PM	29	38	5	72	18	25	101	144	46	31	11	88	16	11	21	48	352
01:45 PM	20	33	9	62	14	23	98	135	56	22	10	88	19	13	11	43	328
Total Volume	105	144	32	281	71	102	391	564	189	101	40	330	66	53	65	184	1359
% App. Total	37.4	51.2	11.4		12.6	18.1	69.3		57.3	30.6	12.1		35.9	28.8	35.3		
PHF	.847	.857	.667	.889	.845	.823	.968	.972	.844	.815	.909	.938	.868	.736	.774	.885	.965

Peggy Malone & Associates, Inc.

(888) 247-8602

File Name : Badcock Place and Atlanta Ave. SAT
 Site Code : 00003398
 Start Date : 11/8/2014
 Page No : 1

Groups Printed- Truck

Start Time	Southbound					Westbound					Northbound					Eastbound					Int. Total					
	Right	Thru	Left	Peds/Bikes on Crosswalk	App. Total	Right	Thru	Left	Peds/Bikes on Crosswalk	App. Total	Right	Thru	Left	Peds/Bikes on Crosswalk	App. Total	Right	Thru	Left	Peds/Bikes on Crosswalk	App. Total						
11:00 AM	0	1	0	0	1	0	0	0	0	0	0	0	0	0	0	0	0	0	0	0	0	0	0	0	0	1
11:15 AM	0	0	0	0	0	0	0	0	0	0	0	1	0	0	1	0	0	0	0	0	0	0	0	0	0	1
11:30 AM	0	0	1	0	1	0	0	1	0	1	0	0	0	0	0	1	0	0	0	0	0	0	0	0	1	3
11:45 AM	0	0	1	0	1	2	0	1	0	3	0	0	0	0	0	0	0	0	0	0	0	0	0	0	0	4
Total	0	1	2	0	3	2	0	2	0	4	0	1	0	0	1	1	0	0	0	0	0	0	0	0	1	9
12:00 PM	0	0	0	0	0	0	0	0	0	0	0	0	0	0	0	0	0	0	0	0	0	0	0	0	0	0
12:15 PM	1	1	0	0	2	1	0	0	0	1	0	0	0	0	0	0	0	0	0	0	0	0	0	0	0	3
12:30 PM	0	0	0	0	0	0	0	1	0	1	0	0	1	0	1	0	0	0	0	0	0	0	0	0	0	2
12:45 PM	0	0	0	0	0	0	0	1	0	1	0	0	0	0	0	0	0	0	0	0	0	0	0	0	0	1
Total	1	1	0	0	2	1	0	2	0	3	0	0	1	0	1	0	0	0	0	0	0	0	0	0	0	6
01:00 PM	0	0	0	0	0	1	0	0	0	1	0	0	0	0	0	0	0	0	0	0	0	0	0	0	0	1
01:15 PM	0	0	0	0	0	0	0	1	0	1	0	0	0	0	0	0	0	0	0	0	0	0	0	0	0	1
01:30 PM	0	1	0	0	1	0	0	1	0	1	0	0	0	0	0	0	0	0	0	0	0	0	0	0	0	2
01:45 PM	0	0	2	0	2	0	1	1	0	2	0	0	0	0	0	0	0	0	0	0	0	0	0	0	0	4
Total	0	1	2	0	3	1	1	3	0	5	0	0	0	0	0	0	0	0	0	0	0	0	0	0	0	8
Grand Total	1	3	4	0	8	4	1	7	0	12	0	1	1	0	2	1	0	0	0	1	0	0	0	0	23	
Apprch %	12.5	37.5	50	0		33.3	8.3	58.3	0		0	50	50	0		100	0	0	0							
Total %	4.3	13	17.4	0	34.8	17.4	4.3	30.4	0	52.2	0	4.3	4.3	0	8.7	4.3	0	0	0	4.3						

Start Time	Southbound				Westbound				Northbound				Eastbound				Int. Total
	Right	Thru	Left	App. Total	Right	Thru	Left	App. Total	Right	Thru	Left	App. Total	Right	Thru	Left	App. Total	
Peak Hour Analysis From 11:00 AM to 01:45 PM - Peak 1 of 1																	
Peak Hour for Entire Intersection Begins at 11:30 AM																	
11:30 AM	0	0	1	1	0	0	1	1	0	0	0	0	1	0	0	1	3
11:45 AM	0	0	1	1	2	0	1	3	0	0	0	0	0	0	0	0	4
12:00 PM	0	0	0	0	0	0	0	0	0	0	0	0	0	0	0	0	0
12:15 PM	1	1	0	2	1	0	0	1	0	0	0	0	0	0	0	0	3
Total Volume	1	1	2	4	3	0	2	5	0	0	0	0	1	0	0	1	10
% App. Total	25	25	50		60	0	40		0	0	0		100	0	0		
PHF	.250	.250	.500	.500	.375	.000	.500	.417	.000	.000	.000	.000	.250	.000	.000	.250	.625

Peggy Malone & Associates, Inc.

(888) 247-8602

File Name : Badcock Place and Atlanta Ave. SAT
 Site Code : 00003398
 Start Date : 11/8/2014
 Page No : 1

Groups Printed- Combined

Start Time	Southbound					Westbound					Northbound					Eastbound					Int. Total
	Right	Thru	Left	Peds/Bikes on Crosswalk	App. Total	Right	Thru	Left	Peds/Bikes on Crosswalk	App. Total	Right	Thru	Left	Peds/Bikes on Crosswalk	App. Total	Right	Thru	Left	Peds/Bikes on Crosswalk	App. Total	
11:00 AM	16	17	3	0	36	15	19	64	3	101	45	28	10	1	84	13	14	10	0	37	258
11:15 AM	17	24	5	0	46	20	29	91	0	140	41	22	4	0	67	12	9	23	1	45	298
11:30 AM	27	23	11	0	61	27	34	89	4	154	35	20	6	0	61	15	12	20	0	47	323
11:45 AM	29	16	9	0	54	16	26	62	0	104	42	24	7	0	73	14	7	7	2	30	261
Total	89	80	28	0	197	78	108	306	7	499	163	94	27	1	285	54	42	60	3	159	1140
12:00 PM	24	26	8	2	60	13	20	83	0	116	46	29	9	0	84	10	12	16	4	42	302
12:15 PM	34	27	16	2	79	23	28	77	3	131	46	24	8	0	78	15	9	23	1	48	336
12:30 PM	34	20	4	0	58	19	24	85	0	128	42	28	12	0	82	18	12	18	0	48	316
12:45 PM	22	26	5	0	53	19	27	79	2	127	36	39	8	0	83	24	8	23	2	57	320
Total	114	99	33	4	250	74	99	324	5	502	170	120	37	0	327	67	41	80	7	195	1274
01:00 PM	31	31	6	1	69	19	31	96	11	157	43	26	8	0	77	13	11	17	3	44	347
01:15 PM	25	42	12	0	79	21	23	97	0	141	44	22	11	0	77	18	18	16	0	52	349
01:30 PM	29	39	5	0	73	18	25	102	0	145	46	31	11	0	88	16	11	21	1	49	355
01:45 PM	20	33	11	0	64	14	24	99	4	141	56	22	10	0	88	19	13	11	0	43	336
Total	105	145	34	1	285	72	103	394	15	584	189	101	40	0	330	66	53	65	4	188	1387
Grand Total	308	324	95	5	732	224	310	1024	27	1585	522	315	104	1	942	187	136	205	14	542	3801
Apprch %	42.1	44.3	13	0.7		14.1	19.6	64.6	1.7		55.4	33.4	11	0.1		34.5	25.1	37.8	2.6		
Total %	8.1	8.5	2.5	0.1	19.3	5.9	8.2	26.9	0.7	41.7	13.7	8.3	2.7	0	24.8	4.9	3.6	5.4	0.4	14.3	

Start Time	Southbound				Westbound				Northbound				Eastbound				Int. Total
	Right	Thru	Left	App. Total	Right	Thru	Left	App. Total	Right	Thru	Left	App. Total	Right	Thru	Left	App. Total	
Peak Hour Analysis From 11:00 AM to 01:45 PM - Peak 1 of 1																	
Peak Hour for Entire Intersection Begins at 01:00 PM																	
01:00 PM	31	31	6	68	19	31	96	146	43	26	8	77	13	11	17	41	332
01:15 PM	25	42	12	79	21	23	97	141	44	22	11	77	18	18	16	52	349
01:30 PM	29	39	5	73	18	25	102	145	46	31	11	88	16	11	21	48	354
01:45 PM	20	33	11	64	14	24	99	137	56	22	10	88	19	13	11	43	332
Total Volume	105	145	34	284	72	103	394	569	189	101	40	330	66	53	65	184	1367
% App. Total	37	51.1	12		12.7	18.1	69.2		57.3	30.6	12.1		35.9	28.8	35.3		
PHF	.847	.863	.708	.899	.857	.831	.966	.974	.844	.815	.909	.938	.868	.736	.774	.885	.965

Peggy Malone & Associates, Inc.

(888) 247-8602

File Name : Badcock Place and Atlanta Ave. AM
 Site Code :
 Start Date : 11/6/2014
 Page No : 1

Groups Printed- Car

Start Time	Badcock Place Southbound					Atlanta Ave. Westbound					Badcock Place Northbound					Atlanta Ave. Eastbound					Int. Total
	Right	Thru	Left	Peds	App. Total	Right	Thru	Left	Peds	App. Total	Right	Thru	Left	Peds	App. Total	Right	Thru	Left	Peds	App. Total	
07:00 AM	0	1	0	0	1	1	16	3	0	20	1	4	0	0	5	0	1	2	0	3	29
07:15 AM	3	2	0	0	5	1	22	3	0	26	1	6	2	0	9	0	15	4	0	19	59
07:30 AM	2	1	1	0	4	1	47	2	0	50	5	2	0	0	7	2	12	2	0	16	77
07:45 AM	4	1	0	0	5	2	49	11	0	62	3	3	0	0	6	3	7	2	0	12	85
Total	9	5	1	0	15	5	134	19	0	158	10	15	2	0	27	5	35	10	0	50	250
08:00 AM	3	3	0	0	6	1	38	8	0	47	6	4	4	1	15	3	10	5	0	18	86
08:15 AM	6	2	0	0	8	4	25	7	0	36	4	9	2	0	15	1	12	5	0	18	77
08:30 AM	7	3	0	0	10	0	43	15	0	58	6	9	1	0	16	4	12	3	0	19	103
08:45 AM	6	4	2	0	12	1	49	19	0	69	5	5	5	0	15	6	12	5	0	23	119
Total	22	12	2	0	36	6	155	49	0	210	21	27	12	1	61	14	46	18	0	78	385
Grand Total	31	17	3	0	51	11	289	68	0	368	31	42	14	1	88	19	81	28	0	128	635
Apprch %	60.8	33.3	5.9	0		3	78.5	18.5	0		35.2	47.7	15.9	1.1		14.8	63.3	21.9	0		
Total %	4.9	2.7	0.5	0	8	1.7	45.5	10.7	0	58	4.9	6.6	2.2	0.2	13.9	3	12.8	4.4	0	20.2	

Start Time	Badcock Place Southbound				Atlanta Ave. Westbound				Badcock Place Northbound				Atlanta Ave. Eastbound				Int. Total
	Right	Thru	Left	App. Total	Right	Thru	Left	App. Total	Right	Thru	Left	App. Total	Right	Thru	Left	App. Total	
Peak Hour Analysis From 07:00 AM to 08:45 AM - Peak 1 of 1																	
Peak Hour for Entire Intersection Begins at 08:00 AM																	
08:00 AM	3	3	0	6	1	38	8	47	6	4	4	14	3	10	5	18	85
08:15 AM	6	2	0	8	4	25	7	36	4	9	2	15	1	12	5	18	77
08:30 AM	7	3	0	10	0	43	15	58	6	9	1	16	4	12	3	19	103
08:45 AM	6	4	2	12	1	49	19	69	5	5	5	15	6	12	5	23	119
Total Volume	22	12	2	36	6	155	49	210	21	27	12	60	14	46	18	78	384
% App. Total	61.1	33.3	5.6		2.9	73.8	23.3		35	45	20		17.9	59	23.1		
PHF	.786	.750	.250	.750	.375	.791	.645	.761	.875	.750	.600	.938	.583	.958	.900	.848	.807

Peggy Malone & Associates, Inc.

(888) 247-8602

File Name : Badcock Place and Atlanta Ave. AM
 Site Code :
 Start Date : 11/6/2014
 Page No : 1

Groups Printed- Truck

Start Time	Badcock Place Southbound					Atlanta Ave. Westbound					Badcock Place Northbound					Atlanta Ave. Eastbound					Int. Total
	Right	Thru	Left	Peds	App. Total	Right	Thru	Left	Peds	App. Total	Right	Thru	Left	Peds	App. Total	Right	Thru	Left	Peds	App. Total	
07:00 AM	0	0	0	0	0	0	0	1	0	1	0	0	0	0	0	0	0	0	0	0	1
07:15 AM	0	0	0	0	0	0	0	0	0	0	0	0	0	0	0	0	0	0	0	0	0
07:30 AM	0	1	0	0	1	0	0	1	0	1	0	0	0	0	0	0	0	0	0	0	2
07:45 AM	0	0	0	0	0	0	0	0	0	0	1	0	0	0	1	0	0	0	0	0	1
Total	0	1	0	0	1	0	0	2	0	2	1	0	0	0	1	0	0	0	0	0	4
08:00 AM	0	0	0	0	0	0	2	1	0	3	0	0	0	0	0	0	0	0	0	0	3
08:15 AM	0	0	0	0	0	0	1	1	0	2	1	0	0	0	1	0	1	0	0	1	4
08:30 AM	0	0	0	0	0	0	0	1	0	1	0	0	0	0	0	0	0	0	0	0	1
08:45 AM	0	0	0	0	0	0	0	2	0	2	0	0	0	0	0	0	0	0	0	0	2
Total	0	0	0	0	0	0	3	5	0	8	1	0	0	0	1	0	1	0	0	1	10
Grand Total	0	1	0	0	1	0	3	7	0	10	2	0	0	0	2	0	1	0	0	1	14
Apprch %	0	100	0	0		0	30	70	0		100	0	0	0		0	100	0	0		
Total %	0	7.1	0	0	7.1	0	21.4	50	0	71.4	14.3	0	0	0	14.3	0	7.1	0	0	7.1	

Start Time	Badcock Place Southbound				Atlanta Ave. Westbound				Badcock Place Northbound				Atlanta Ave. Eastbound				Int. Total
	Right	Thru	Left	App. Total	Right	Thru	Left	App. Total	Right	Thru	Left	App. Total	Right	Thru	Left	App. Total	
Peak Hour Analysis From 07:00 AM to 08:45 AM - Peak 1 of 1																	
Peak Hour for Entire Intersection Begins at 07:30 AM																	
07:30 AM	0	1	0	1	0	0	1	1	0	0	0	0	0	0	0	0	2
07:45 AM	0	0	0	0	0	0	0	0	1	0	0	1	0	0	0	0	1
08:00 AM	0	0	0	0	0	2	1	3	0	0	0	0	0	0	0	0	3
08:15 AM	0	0	0	0	0	1	1	2	1	0	0	1	0	1	0	1	4
Total Volume	0	1	0	1	0	3	3	6	2	0	0	2	0	1	0	1	10
% App. Total	0	100	0		0	50	50		100	0	0		0	100	0		
PHF	.000	.250	.000	.250	.000	.375	.750	.500	.500	.000	.000	.500	.000	.250	.000	.250	.625

Peggy Malone & Associates, Inc.

(888) 247-8602

File Name : Badcock Place and Atlanta Ave. AM
 Site Code :
 Start Date : 11/6/2014
 Page No : 1

Groups Printed- Bicycles on Road

Start Time	Badcock Place Southbound					Atlanta Ave. Westbound					Badcock Place Northbound					Atlanta Ave. Eastbound					Int. Total	
	Right	Thru	Left	Peds	App. Total	Right	Thru	Left	Peds	App. Total	Right	Thru	Left	Peds	App. Total	Right	Thru	Left	Peds	App. Total		
07:00 AM	0	0	0	0	0	0	0	0	0	0	0	0	0	0	0	0	0	0	0	0	0	0
07:15 AM	0	0	0	0	0	0	0	0	0	0	0	0	0	0	0	0	0	0	0	0	0	0
07:30 AM	0	0	0	0	0	0	0	0	0	0	0	0	0	0	0	0	0	0	0	0	0	0
07:45 AM	0	0	0	0	0	0	0	0	0	0	0	0	0	0	0	0	0	0	0	0	0	0
Total	0	0	0	0	0	0	0	0	0	0	0	0	0	0	0	0	0	0	0	0	0	0
08:00 AM	0	0	0	0	0	0	0	0	0	0	0	0	0	0	0	0	0	0	0	0	0	0
08:15 AM	0	0	0	0	0	0	0	0	0	0	0	0	0	0	0	0	0	0	0	0	0	0
08:30 AM	0	0	0	0	0	0	0	0	0	0	0	0	0	0	0	0	0	0	0	0	0	0
08:45 AM	0	0	0	0	0	0	0	0	0	0	0	0	0	0	0	0	0	0	0	0	0	0
Total	0	0	0	0	0	0	0	0	0	0	0	0	0	0	0	0	0	0	0	0	0	0
Grand Total	0	0	0	0	0	0	0	0	0	0	0	0	0	0	0	0	0	0	0	0	0	0
Apprch %	0	0	0	0	0	0	0	0	0	0	0	0	0	0	0	0	0	0	0	0	0	0
Total %	0	0	0	0	0	0	0	0	0	0	0	0	0	0	0	0	0	0	0	0	0	0

Start Time	Badcock Place Southbound				Atlanta Ave. Westbound				Badcock Place Northbound				Atlanta Ave. Eastbound				Int. Total
	Right	Thru	Left	App. Total	Right	Thru	Left	App. Total	Right	Thru	Left	App. Total	Right	Thru	Left	App. Total	
Peak Hour Analysis From 07:00 AM to 08:45 AM - Peak 1 of 1																	
Peak Hour for Entire Intersection Begins at 07:00 AM																	
07:00 AM	0	0	0	0	0	0	0	0	0	0	0	0	0	0	0	0	
07:15 AM	0	0	0	0	0	0	0	0	0	0	0	0	0	0	0	0	
07:30 AM	0	0	0	0	0	0	0	0	0	0	0	0	0	0	0	0	
07:45 AM	0	0	0	0	0	0	0	0	0	0	0	0	0	0	0	0	
Total Volume	0	0	0	0	0	0	0	0	0	0	0	0	0	0	0	0	
% App. Total	0	0	0	0	0	0	0	0	0	0	0	0	0	0	0	0	
PHF	.000	.000	.000	.000	.000	.000	.000	.000	.000	.000	.000	.000	.000	.000	.000	.000	

Peggy Malone & Associates, Inc.

(888) 247-8602

File Name : Badcock Place and Atlanta Ave. AM
 Site Code :
 Start Date : 11/6/2014
 Page No : 1

Groups Printed- Car + Truck

Start Time	Badcock Place Southbound					Atlanta Ave. Westbound					Badcock Place Northbound					Atlanta Ave. Eastbound					Int. Total
	Right	Thru	Left	Peds	App. Total	Right	Thru	Left	Peds	App. Total	Right	Thru	Left	Peds	App. Total	Right	Thru	Left	Peds	App. Total	
07:00 AM	0	1	0	0	1	1	16	4	0	21	1	4	0	0	5	0	1	2	0	3	30
07:15 AM	3	2	0	0	5	1	22	3	0	26	1	6	2	0	9	0	15	4	0	19	59
07:30 AM	2	2	1	0	5	1	47	3	0	51	5	2	0	0	7	2	12	2	0	16	79
07:45 AM	4	1	0	0	5	2	49	11	0	62	4	3	0	0	7	3	7	2	0	12	86
Total	9	6	1	0	16	5	134	21	0	160	11	15	2	0	28	5	35	10	0	50	254
08:00 AM	3	3	0	0	6	1	40	9	0	50	6	4	4	1	15	3	10	5	0	18	89
08:15 AM	6	2	0	0	8	4	26	8	0	38	5	9	2	0	16	1	13	5	0	19	81
08:30 AM	7	3	0	0	10	0	43	16	0	59	6	9	1	0	16	4	12	3	0	19	104
08:45 AM	6	4	2	0	12	1	49	21	0	71	5	5	5	0	15	6	12	5	0	23	121
Total	22	12	2	0	36	6	158	54	0	218	22	27	12	1	62	14	47	18	0	79	395
Grand Total	31	18	3	0	52	11	292	75	0	378	33	42	14	1	90	19	82	28	0	129	649
Apprch %	59.6	34.6	5.8	0		2.9	77.2	19.8	0		36.7	46.7	15.6	1.1		14.7	63.6	21.7	0		
Total %	4.8	2.8	0.5	0	8	1.7	45	11.6	0	58.2	5.1	6.5	2.2	0.2	13.9	2.9	12.6	4.3	0	19.9	

Start Time	Badcock Place Southbound				Atlanta Ave. Westbound				Badcock Place Northbound				Atlanta Ave. Eastbound				Int. Total
	Right	Thru	Left	App. Total	Right	Thru	Left	App. Total	Right	Thru	Left	App. Total	Right	Thru	Left	App. Total	
Peak Hour Analysis From 07:00 AM to 08:45 AM - Peak 1 of 1																	
Peak Hour for Entire Intersection Begins at 08:00 AM																	
08:00 AM	3	3	0	6	1	40	9	50	6	4	4	14	3	10	5	18	88
08:15 AM	6	2	0	8	4	26	8	38	5	9	2	16	1	13	5	19	81
08:30 AM	7	3	0	10	0	43	16	59	6	9	1	16	4	12	3	19	104
08:45 AM	6	4	2	12	1	49	21	71	5	5	5	15	6	12	5	23	121
Total Volume	22	12	2	36	6	158	54	218	22	27	12	61	14	47	18	79	394
% App. Total	61.1	33.3	5.6		2.8	72.5	24.8		36.1	44.3	19.7		17.7	59.5	22.8		
PHF	.786	.750	.250	.750	.375	.806	.643	.768	.917	.750	.600	.953	.583	.904	.900	.859	.814

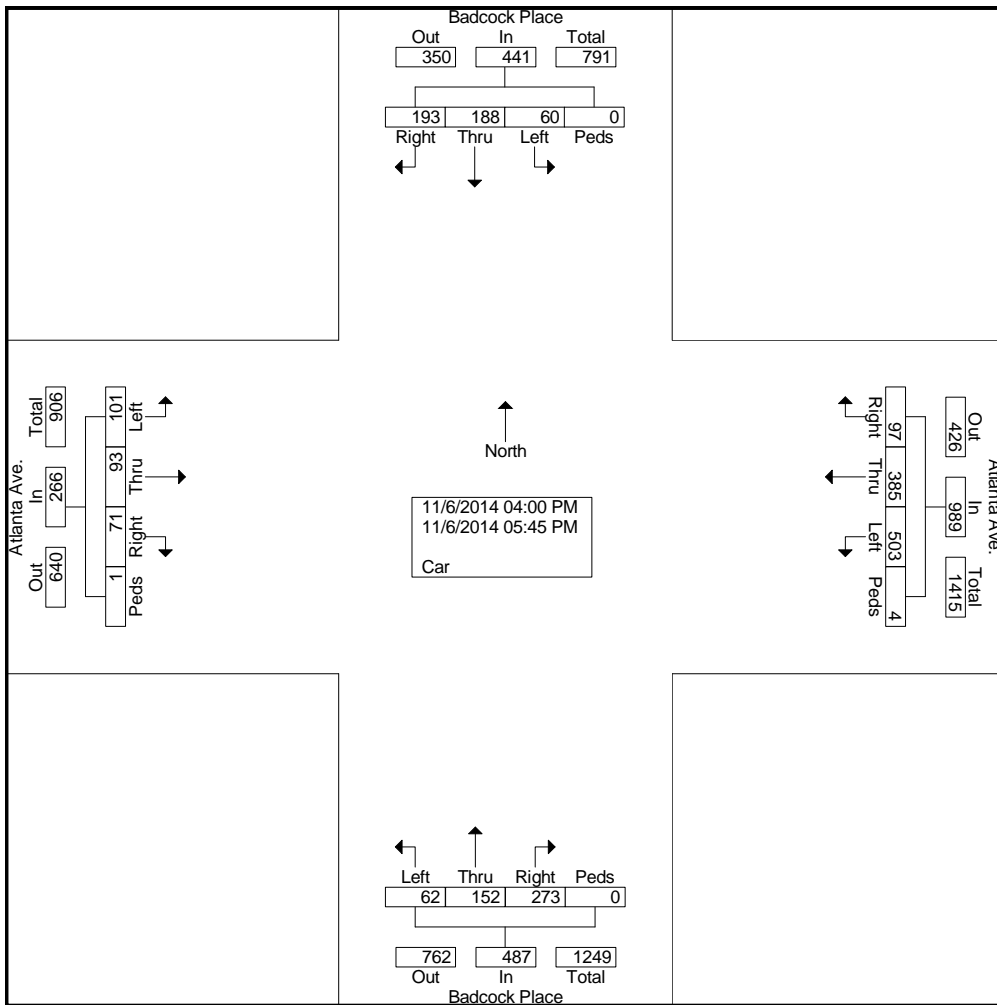
Peggy Malone & Associates, Inc.

(888) 247-8602

File Name : Badcock Place and Atlanta Ave. PM
 Site Code :
 Start Date : 11/6/2014
 Page No : 1

Groups Printed- Car

Start Time	Badcock Place Southbound					Atlanta Ave. Westbound					Badcock Place Northbound					Atlanta Ave. Eastbound					Int. Total
	Right	Thru	Left	Peds	App. Total	Right	Thru	Left	Peds	App. Total	Right	Thru	Left	Peds	App. Total	Right	Thru	Left	Peds	App. Total	
04:00 PM	22	17	10	0	49	11	42	57	1	111	37	25	9	0	71	5	7	10	0	22	253
04:15 PM	19	21	7	0	47	19	43	53	1	116	35	19	5	0	59	8	8	14	0	30	252
04:30 PM	23	27	6	0	56	13	39	79	0	131	43	22	4	0	69	7	14	12	0	33	289
04:45 PM	27	23	4	0	54	9	53	78	0	140	37	20	6	0	63	11	9	8	0	28	285
Total	91	88	27	0	206	52	177	267	2	498	152	86	24	0	262	31	38	44	0	113	1079
05:00 PM	30	20	4	0	54	11	53	75	2	141	35	23	11	0	69	9	13	14	1	37	301
05:15 PM	28	22	9	0	59	10	56	57	0	123	38	14	10	0	62	18	15	16	0	49	293
05:30 PM	21	33	7	0	61	11	52	54	0	117	26	14	10	0	50	3	16	17	0	36	264
05:45 PM	23	25	13	0	61	13	47	50	0	110	22	15	7	0	44	10	11	10	0	31	246
Total	102	100	33	0	235	45	208	236	2	491	121	66	38	0	225	40	55	57	1	153	1104
Grand Total	193	188	60	0	441	97	385	503	4	989	273	152	62	0	487	71	93	101	1	266	2183
Approch %	43.8	42.6	13.6	0		9.8	38.9	50.9	0.4		56.1	31.2	12.7	0		26.7	35	38	0.4		
Total %	8.8	8.6	2.7	0	20.2	4.4	17.6	23	0.2	45.3	12.5	7	2.8	0	22.3	3.3	4.3	4.6	0	12.2	



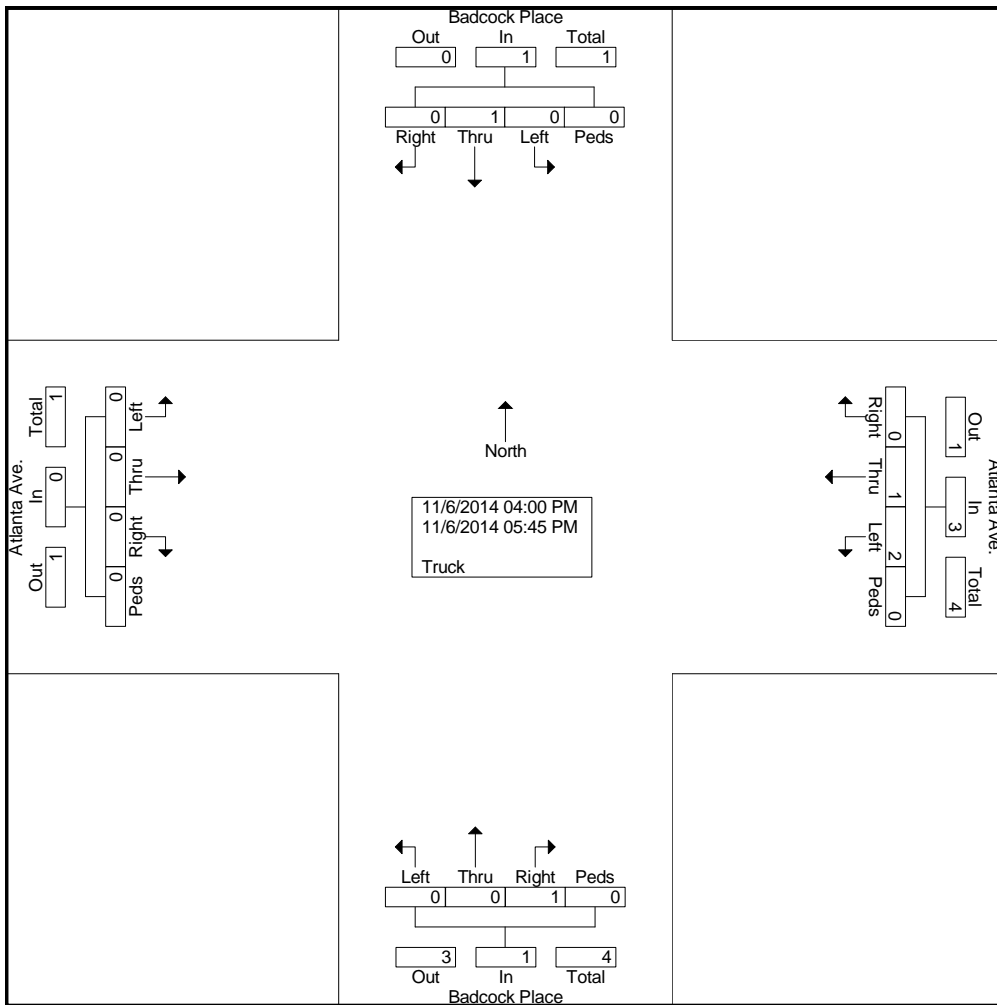
Peggy Malone & Associates, Inc.

(888) 247-8602

File Name : Badcock Place and Atlanta Ave. PM
 Site Code :
 Start Date : 11/6/2014
 Page No : 1

Groups Printed- Truck

Start Time	Badcock Place Southbound					Atlanta Ave. Westbound					Badcock Place Northbound					Atlanta Ave. Eastbound					Int. Total					
	Right	Thru	Left	Peds	App. Total	Right	Thru	Left	Peds	App. Total	Right	Thru	Left	Peds	App. Total	Right	Thru	Left	Peds	App. Total						
04:00 PM	0	0	0	0	0	0	0	0	0	0	0	0	0	0	0	0	0	0	0	0	0	0	0	0	0	0
04:15 PM	0	1	0	0	1	0	0	0	0	0	0	0	0	0	0	0	0	0	0	0	0	0	0	0	0	1
04:30 PM	0	0	0	0	0	0	0	0	0	0	0	1	0	0	1	1	0	0	0	0	0	0	0	0	0	1
04:45 PM	0	0	0	0	0	0	0	0	0	0	0	0	0	0	0	0	0	0	0	0	0	0	0	0	0	0
Total	0	1	0	0	1	0	0	0	0	0	1	0	0	0	1	0	0	0	0	0	0	0	0	0	0	2
05:00 PM	0	0	0	0	0	0	0	1	0	1	0	0	0	0	0	0	0	0	0	0	0	0	0	0	0	1
05:15 PM	0	0	0	0	0	0	0	0	0	0	0	0	0	0	0	0	0	0	0	0	0	0	0	0	0	0
05:30 PM	0	0	0	0	0	0	0	1	0	1	0	0	0	0	0	0	0	0	0	0	0	0	0	0	0	1
05:45 PM	0	0	0	0	0	0	1	0	0	1	0	0	0	0	0	0	0	0	0	0	0	0	0	0	0	1
Total	0	0	0	0	0	0	1	2	0	3	0	0	0	0	0	0	0	0	0	0	0	0	0	0	0	3
Grand Total	0	1	0	0	1	0	1	2	0	3	1	0	0	0	1	0	0	0	0	0	0	0	0	0	0	5
Approch %	0	100	0	0		0	33.3	66.7	0		100	0	0	0		0	0	0	0		0	0	0	0		
Total %	0	20	0	0	20	0	20	40	0	60	20	0	0	0	20	0	0	0	0	0	0	0	0	0	0	



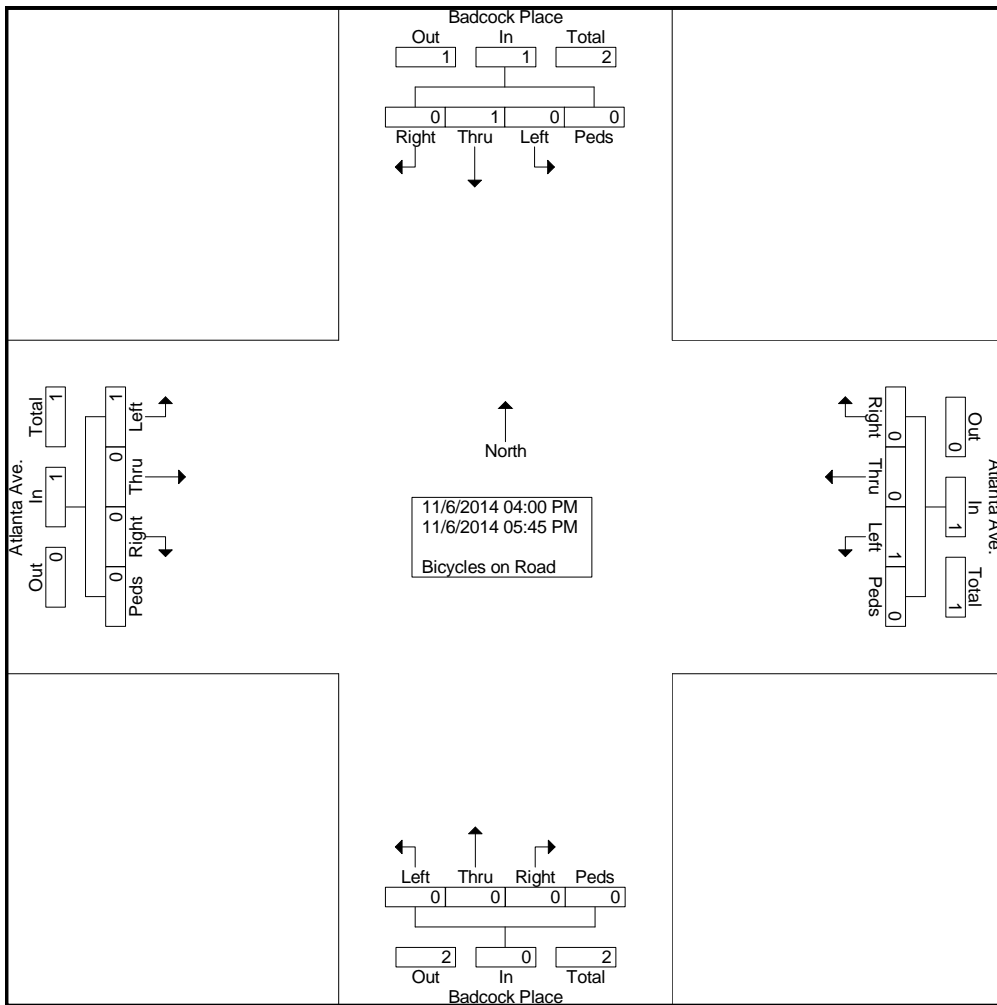
Peggy Malone & Associates, Inc.

(888) 247-8602

File Name : Badcock Place and Atlanta Ave. PM
 Site Code :
 Start Date : 11/6/2014
 Page No : 1

Groups Printed- Bicycles on Road

Start Time	Badcock Place Southbound					Atlanta Ave. Westbound					Badcock Place Northbound					Atlanta Ave. Eastbound					Int. Total	
	Right	Thru	Left	Peds	App. Total	Right	Thru	Left	Peds	App. Total	Right	Thru	Left	Peds	App. Total	Right	Thru	Left	Peds	App. Total		
04:00 PM	0	0	0	0	0	0	0	0	0	0	0	0	0	0	0	0	0	0	0	0	0	0
04:15 PM	0	1	0	0	1	0	0	0	0	0	0	0	0	0	0	0	0	0	0	0	0	0
04:30 PM	0	0	0	0	0	0	0	1	0	1	0	0	0	0	0	0	0	1	0	1	0	1
04:45 PM	0	0	0	0	0	0	0	0	0	0	0	0	0	0	0	0	0	0	0	0	0	0
Total	0	1	0	0	1	0	0	1	0	1	0	0	0	0	0	0	0	1	0	1	0	1
05:00 PM	0	0	0	0	0	0	0	0	0	0	0	0	0	0	0	0	0	0	0	0	0	0
05:15 PM	0	0	0	0	0	0	0	0	0	0	0	0	0	0	0	0	0	0	0	0	0	0
05:30 PM	0	0	0	0	0	0	0	0	0	0	0	0	0	0	0	0	0	0	0	0	0	0
05:45 PM	0	0	0	0	0	0	0	0	0	0	0	0	0	0	0	0	0	0	0	0	0	0
Total	0	0	0	0	0	0	0	0	0	0	0	0	0	0	0	0	0	0	0	0	0	0
Grand Total	0	1	0	0	1	0	0	1	0	1	0	0	0	0	0	0	0	1	0	1	0	3
Approch %	0	100	0	0		0	0	100	0		0	0	0	0		0	0	100	0			
Total %	0	33.3	0	0	33.3	0	0	33.3	0	33.3	0	0	0	0	0	0	0	33.3	0	33.3		



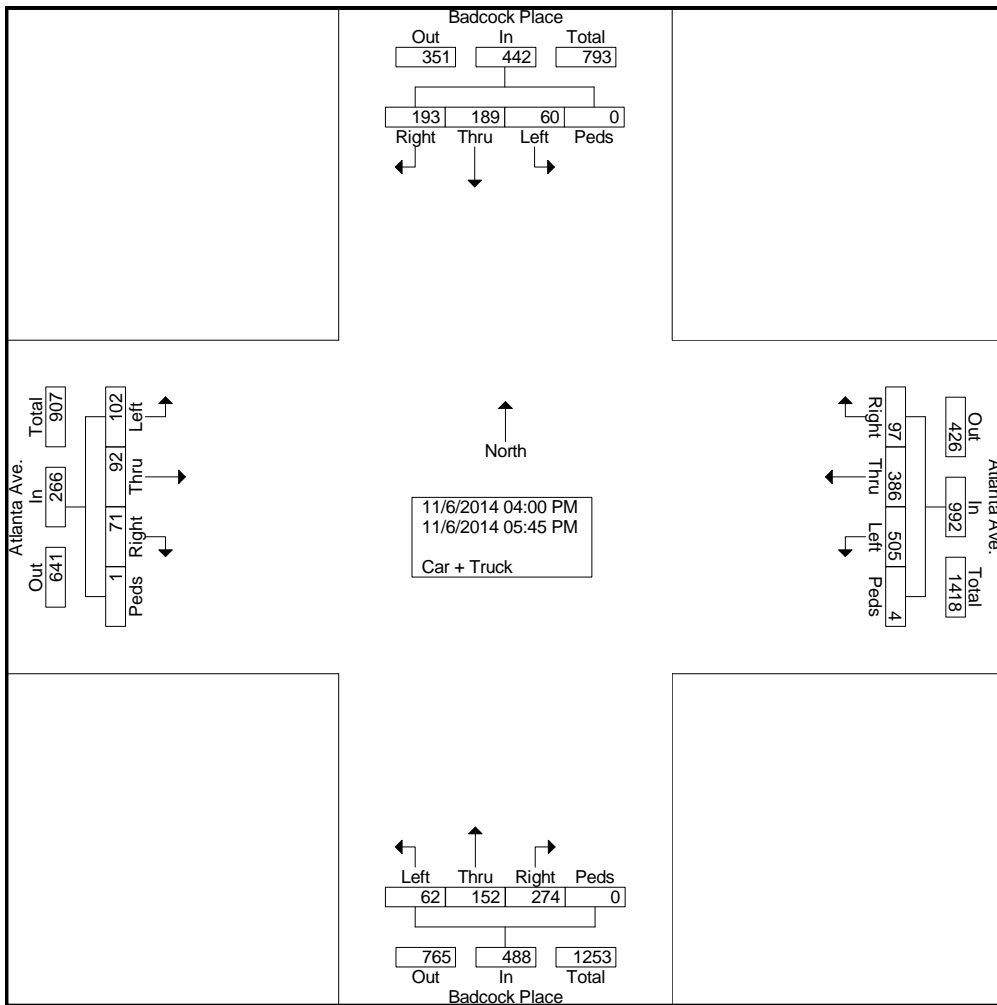
Peggy Malone & Associates, Inc.

(888) 247-8602

File Name : Badcock Place and Atlanta Ave. PM
 Site Code :
 Start Date : 11/6/2014
 Page No : 1

Groups Printed- Car + Truck

Start Time	Badcock Place Southbound					Atlanta Ave. Westbound					Badcock Place Northbound					Atlanta Ave. Eastbound					Int. Total
	Right	Thru	Left	Peds	App. Total	Right	Thru	Left	Peds	App. Total	Right	Thru	Left	Peds	App. Total	Right	Thru	Left	Peds	App. Total	
04:00 PM	22	17	10	0	49	11	42	57	1	111	37	25	9	0	71	5	7	10	0	22	253
04:15 PM	19	22	7	0	48	19	43	53	1	116	35	19	5	0	59	8	8	14	0	30	253
04:30 PM	23	27	6	0	56	13	39	79	0	131	44	22	4	0	70	7	13	13	0	33	290
04:45 PM	27	23	4	0	54	9	53	78	0	140	37	20	6	0	63	11	9	8	0	28	285
Total	91	89	27	0	207	52	177	267	2	498	153	86	24	0	263	31	37	45	0	113	1081
05:00 PM	30	20	4	0	54	11	53	76	2	142	35	23	11	0	69	9	13	14	1	37	302
05:15 PM	28	22	9	0	59	10	56	57	0	123	38	14	10	0	62	18	15	16	0	49	293
05:30 PM	21	33	7	0	61	11	52	55	0	118	26	14	10	0	50	3	16	17	0	36	265
05:45 PM	23	25	13	0	61	13	48	50	0	111	22	15	7	0	44	10	11	10	0	31	247
Total	102	100	33	0	235	45	209	238	2	494	121	66	38	0	225	40	55	57	1	153	1107
Grand Total	193	189	60	0	442	97	386	505	4	992	274	152	62	0	488	71	92	102	1	266	2188
Approch %	43.7	42.8	13.6	0		9.8	38.9	50.9	0.4		56.1	31.1	12.7	0		26.7	34.6	38.3	0.4		
Total %	8.8	8.6	2.7	0	20.2	4.4	17.6	23.1	0.2	45.3	12.5	6.9	2.8	0	22.3	3.2	4.2	4.7	0	12.2	



Intersection												
Int Delay, s/veh	4											

Movement	EBL	EBT	EBR	WBL	WBT	WBR	NBL	NBT	NBR	SBL	SBT	SBR
Traffic Vol, veh/h	18	47	14	54	158	6	12	27	22	2	12	22
Future Vol, veh/h	18	47	14	54	158	6	12	27	22	2	12	22
Conflicting Peds, #/hr	0	0	0	0	0	0	0	0	0	0	0	0
Sign Control	Free	Free	Free	Free	Free	Free	Stop	Stop	Stop	Stop	Stop	Stop
RT Channelized	-	-	None	-	-	None	-	-	None	-	-	None
Storage Length	-	-	-	0	-	-	80	-	-	-	-	25
Veh in Median Storage, #	-	0	-	-	0	-	-	0	-	-	0	-
Grade, %	-	0	-	-	0	-	-	0	-	-	0	-
Peak Hour Factor	92	92	92	92	92	92	92	92	92	92	92	92
Heavy Vehicles, %	2	2	2	2	2	2	2	2	2	2	2	2
Mvmt Flow	20	51	15	59	172	7	13	29	24	2	13	24

Major/Minor	Major1			Major2			Minor1			Minor2		
Conflicting Flow All	178	0	0	66	0	0	397	394	33	371	397	175
Stage 1	-	-	-	-	-	-	98	98	-	292	292	-
Stage 2	-	-	-	-	-	-	299	296	-	79	105	-
Critical Hdwy	4.12	-	-	4.14	-	-	7.33	6.53	6.93	7.33	6.53	6.23
Critical Hdwy Stg 1	-	-	-	-	-	-	6.53	5.53	-	6.13	5.53	-
Critical Hdwy Stg 2	-	-	-	-	-	-	6.13	5.53	-	6.53	5.53	-
Follow-up Hdwy	2.218	-	-	2.22	-	-	3.519	4.019	3.319	3.519	4.019	3.319
Pot Cap-1 Maneuver	1398	-	-	1534	-	-	550	542	1033	573	540	868
Stage 1	-	-	-	-	-	-	898	813	-	715	670	-
Stage 2	-	-	-	-	-	-	709	668	-	921	808	-
Platoon blocked, %	-	-	-	-	-	-	-	-	-	-	-	-
Mov Cap-1 Maneuver	1398	-	-	1534	-	-	503	513	1033	514	511	868
Mov Cap-2 Maneuver	-	-	-	-	-	-	503	513	-	514	511	-
Stage 1	-	-	-	-	-	-	885	801	-	704	644	-
Stage 2	-	-	-	-	-	-	650	642	-	854	796	-

Approach	EB	WB	NB	SB
HCM Control Delay, s	1.7	1.8	11.2	10.5
HCM LOS			B	B

Minor Lane/Major Mvmt	NBLn1	NBLn2	EBL	EBT	EBR	WBL	WBT	WBR	SBLn1	SBLn2
Capacity (veh/h)	503	663	1398	-	-	1534	-	-	511	868
HCM Lane V/C Ratio	0.026	0.08	0.014	-	-	0.038	-	-	0.03	0.028
HCM Control Delay (s)	12.3	10.9	7.6	0	-	7.4	-	-	12.3	9.3
HCM Lane LOS	B	B	A	A	-	A	-	-	B	A
HCM 95th %tile Q(veh)	0.1	0.3	0	-	-	0.1	-	-	0.1	0.1

Intersection												
Int Delay, s/veh	1.8											

Movement	EBL	EBT	EBR	WBL	WBT	WBR	NBL	NBT	NBR	SBL	SBT	SBR
Traffic Vol, veh/h	3	4	3	7	0	43	3	290	30	33	120	2
Future Vol, veh/h	3	4	3	7	0	43	3	290	30	33	120	2
Conflicting Peds, #/hr	0	0	0	0	0	0	0	0	0	0	0	0
Sign Control	Stop	Stop	Stop	Stop	Stop	Stop	Free	Free	Free	Free	Free	Free
RT Channelized	-	-	None	-	-	None	-	-	None	-	-	None
Storage Length	-	-	-	-	-	-	-	-	-	-	-	-
Veh in Median Storage, #	-	0	-	-	0	-	-	0	-	-	0	-
Grade, %	-	0	-	-	0	-	-	0	-	-	0	-
Peak Hour Factor	92	92	92	92	92	92	92	92	92	92	92	92
Heavy Vehicles, %	2	2	2	2	2	2	2	2	2	2	2	2
Mvmt Flow	3	4	3	8	0	47	3	315	33	36	130	2

Major/Minor	Minor2			Minor1			Major1			Major2		
Conflicting Flow All	564	557	132	545	542	332	133	0	0	348	0	0
Stage 1	203	203	-	338	338	-	-	-	-	-	-	-
Stage 2	361	354	-	207	204	-	-	-	-	-	-	-
Critical Hdwy	7.12	6.52	6.22	7.12	6.52	6.22	4.12	-	-	4.12	-	-
Critical Hdwy Stg 1	6.12	5.52	-	6.12	5.52	-	-	-	-	-	-	-
Critical Hdwy Stg 2	6.12	5.52	-	6.12	5.52	-	-	-	-	-	-	-
Follow-up Hdwy	3.518	4.018	3.318	3.518	4.018	3.318	2.218	-	-	2.218	-	-
Pot Cap-1 Maneuver	436	439	917	449	447	710	1452	-	-	1211	-	-
Stage 1	799	733	-	676	641	-	-	-	-	-	-	-
Stage 2	657	630	-	795	733	-	-	-	-	-	-	-
Platoon blocked, %												
Mov Cap-1 Maneuver	396	424	917	432	431	710	1452	-	-	1211	-	-
Mov Cap-2 Maneuver	396	424	-	432	431	-	-	-	-	-	-	-
Stage 1	797	710	-	674	639	-	-	-	-	-	-	-
Stage 2	612	628	-	762	710	-	-	-	-	-	-	-

Approach	EB	WB	NB	SB
HCM Control Delay, s	12.5	11	0.1	1.7
HCM LOS	B	B		

Minor Lane/Major Mvmt	NBL	NBT	NBR	EBLn1	WBLn1	SBL	SBT	SBR
Capacity (veh/h)	1452	-	-	493	651	1211	-	-
HCM Lane V/C Ratio	0.002	-	-	0.022	0.083	0.03	-	-
HCM Control Delay (s)	7.5	0	-	12.5	11	8.1	0	-
HCM Lane LOS	A	A	-	B	B	A	A	-
HCM 95th %tile Q(veh)	0	-	-	0.1	0.3	0.1	-	-

Intersection												
Int Delay, s/veh	25.7											

Movement	EBL	EBT	EBR	WBL	WBT	WBR	NBL	NBT	NBR	SBL	SBT	SBR
Traffic Vol, veh/h	51	50	45	290	201	43	31	79	154	23	92	108
Future Vol, veh/h	51	50	45	290	201	43	31	79	154	23	92	108
Conflicting Peds, #/hr	0	0	0	0	0	0	0	0	0	0	0	0
Sign Control	Free	Free	Free	Free	Free	Free	Stop	Stop	Stop	Stop	Stop	Stop
RT Channelized	-	-	None	-	-	None	-	-	None	-	-	None
Storage Length	-	-	-	0	-	-	80	-	-	-	-	25
Veh in Median Storage, #	-	0	-	-	0	-	-	0	-	-	0	-
Grade, %	-	0	-	-	0	-	-	0	-	-	0	-
Peak Hour Factor	92	92	92	92	92	92	92	92	92	92	92	92
Heavy Vehicles, %	2	2	2	2	2	2	2	2	2	2	2	2
Mvmt Flow	55	54	49	315	218	47	34	86	167	25	100	117

Major/Minor	Major1			Major2			Minor1			Minor2		
Conflicting Flow All	265	0	0	103	0	0	1112	1086	52	1053	1086	242
Stage 1	-	-	-	-	-	-	190	190	-	872	872	-
Stage 2	-	-	-	-	-	-	922	896	-	181	214	-
Critical Hdwy	4.12	-	-	4.14	-	-	7.33	6.53	6.93	7.33	6.53	6.23
Critical Hdwy Stg 1	-	-	-	-	-	-	6.53	5.53	-	6.13	5.53	-
Critical Hdwy Stg 2	-	-	-	-	-	-	6.13	5.53	-	6.53	5.53	-
Follow-up Hdwy	2.218	-	-	2.22	-	-	3.519	4.019	3.319	3.519	4.019	3.319
Pot Cap-1 Maneuver	1299	-	-	1487	-	-	174	216	1005	192	216	796
Stage 1	-	-	-	-	-	-	794	742	-	344	367	-
Stage 2	-	-	-	-	-	-	323	358	-	804	725	-
Platoon blocked, %	-	-	-	-	-	-	-	-	-	-	-	-
Mov Cap-1 Maneuver	1299	-	-	1487	-	-	63	163	1005	77	163	796
Mov Cap-2 Maneuver	-	-	-	-	-	-	63	163	-	77	163	-
Stage 1	-	-	-	-	-	-	758	709	-	329	289	-
Stage 2	-	-	-	-	-	-	142	282	-	562	692	-

Approach	EB	WB	NB	SB
HCM Control Delay, s	2.8	4.4	43.8	70.2
HCM LOS			E	F

Minor Lane/Major Mvmt	NBLn1	NBLn2	EBL	EBT	EBR	WBL	WBT	WBR	SBLn1	SBLn2
Capacity (veh/h)	63	365	1299	-	-	1487	-	-	133	796
HCM Lane V/C Ratio	0.535	0.694	0.043	-	-	0.212	-	-	0.94	0.147
HCM Control Delay (s)	114.7	34.4	7.9	0.1	-	8.1	-	-	126.4	10.3
HCM Lane LOS	F	D	A	A	-	A	-	-	F	B
HCM 95th %tile Q(veh)	2.2	5	0.1	-	-	0.8	-	-	6.4	0.5

Intersection												
Int Delay, s/veh	5.7											

Movement	EBL	EBT	EBR	WBL	WBT	WBR	NBL	NBT	NBR	SBL	SBT	SBR
Traffic Vol, veh/h	1	0	9	48	2	174	6	309	24	94	432	5
Future Vol, veh/h	1	0	9	48	2	174	6	309	24	94	432	5
Conflicting Peds, #/hr	0	0	0	0	0	0	0	0	0	0	0	0
Sign Control	Stop	Stop	Stop	Stop	Stop	Stop	Free	Free	Free	Free	Free	Free
RT Channelized	-	-	None	-	-	None	-	-	None	-	-	None
Storage Length	-	-	-	-	-	-	-	-	-	-	-	-
Veh in Median Storage, #	-	0	-	-	0	-	-	0	-	-	0	-
Grade, %	-	0	-	-	0	-	-	0	-	-	0	-
Peak Hour Factor	92	92	92	92	92	92	92	92	92	92	92	92
Heavy Vehicles, %	2	2	2	2	2	2	2	2	2	2	2	2
Mvmt Flow	1	0	10	52	2	189	7	336	26	102	470	5

Major/Minor	Minor2			Minor1			Major1			Major2		
Conflicting Flow All	1135	1052	472	1044	1041	349	475	0	0	362	0	0
Stage 1	677	677	-	362	362	-	-	-	-	-	-	-
Stage 2	458	375	-	682	679	-	-	-	-	-	-	-
Critical Hdwy	7.12	6.52	6.22	7.12	6.52	6.22	4.12	-	-	4.12	-	-
Critical Hdwy Stg 1	6.12	5.52	-	6.12	5.52	-	-	-	-	-	-	-
Critical Hdwy Stg 2	6.12	5.52	-	6.12	5.52	-	-	-	-	-	-	-
Follow-up Hdwy	3.518	4.018	3.318	3.518	4.018	3.318	2.218	-	-	2.218	-	-
Pot Cap-1 Maneuver	179	227	592	207	230	694	1087	-	-	1197	-	-
Stage 1	443	452	-	657	625	-	-	-	-	-	-	-
Stage 2	583	617	-	440	451	-	-	-	-	-	-	-
Platoon blocked, %												
Mov Cap-1 Maneuver	117	199	592	184	202	694	1087	-	-	1197	-	-
Mov Cap-2 Maneuver	117	199	-	184	202	-	-	-	-	-	-	-
Stage 1	439	400	-	652	620	-	-	-	-	-	-	-
Stage 2	419	612	-	383	399	-	-	-	-	-	-	-

Approach	EB	WB	NB	SB
HCM Control Delay, s	13.8	23.7	0.1	1.5
HCM LOS	B	C		

Minor Lane/Major Mvmt	NBL	NBT	NBR	EBLn1	WBLn1	SBL	SBT	SBR
Capacity (veh/h)	1087	-	-	421	430	1197	-	-
HCM Lane V/C Ratio	0.006	-	-	0.026	0.566	0.085	-	-
HCM Control Delay (s)	8.3	0	-	13.8	23.7	8.3	0	-
HCM Lane LOS	A	A	-	B	C	A	A	-
HCM 95th %tile Q(veh)	0	-	-	0.1	3.4	0.3	-	-

Intersection												
Int Delay, s/veh	4.1											

Movement	EBL	EBT	EBR	WBL	WBT	WBR	NBL	NBT	NBR	SBL	SBT	SBR
Traffic Vol, veh/h	18	47	14	54	158	6	12	27	22	2	12	22
Future Vol, veh/h	18	47	14	54	158	6	12	27	22	2	12	22
Conflicting Peds, #/hr	0	0	0	0	0	0	0	0	0	0	0	0
Sign Control	Free	Free	Free	Free	Free	Free	Stop	Stop	Stop	Stop	Stop	Stop
RT Channelized	-	-	None	-	-	None	-	-	None	-	-	None
Storage Length	-	-	-	0	-	-	80	-	-	-	-	25
Veh in Median Storage, #	-	0	-	-	0	-	-	0	-	-	0	-
Grade, %	-	0	-	-	0	-	-	0	-	-	0	-
Peak Hour Factor	92	92	92	92	92	92	92	92	92	92	92	92
Heavy Vehicles, %	2	2	2	2	2	2	2	2	2	2	2	2
Mvmt Flow	22	56	17	65	189	7	14	32	26	2	14	26

Major/Minor	Major1			Major2			Minor1			Minor2		
Conflicting Flow All	196	0	0	73	0	0	437	433	36	409	438	193
Stage 1	-	-	-	-	-	-	108	108	-	322	322	-
Stage 2	-	-	-	-	-	-	329	325	-	87	116	-
Critical Hdwy	4.12	-	-	4.14	-	-	7.33	6.53	6.93	7.33	6.53	6.23
Critical Hdwy Stg 1	-	-	-	-	-	-	6.53	5.53	-	6.13	5.53	-
Critical Hdwy Stg 2	-	-	-	-	-	-	6.13	5.53	-	6.53	5.53	-
Follow-up Hdwy	2.218	-	-	2.22	-	-	3.519	4.019	3.319	3.519	4.019	3.319
Pot Cap-1 Maneuver	1377	-	-	1525	-	-	516	515	1029	540	512	848
Stage 1	-	-	-	-	-	-	886	805	-	689	650	-
Stage 2	-	-	-	-	-	-	683	648	-	911	799	-
Platoon blocked, %	-	-	-	-	-	-	-	-	-	-	-	-
Mov Cap-1 Maneuver	1377	-	-	1525	-	-	467	485	1029	477	482	848
Mov Cap-2 Maneuver	-	-	-	-	-	-	467	485	-	477	482	-
Stage 1	-	-	-	-	-	-	871	791	-	677	622	-
Stage 2	-	-	-	-	-	-	619	620	-	837	785	-

Approach	EB	WB	NB	SB
HCM Control Delay, s	1.7	1.8	11.6	10.7
HCM LOS			B	B

Minor Lane/Major Mvmt	NBLn1	NBLn2	EBL	EBT	EBR	WBL	WBT	WBR	SBLn1	SBLn2
Capacity (veh/h)	467	636	1377	-	-	1525	-	-	481	848
HCM Lane V/C Ratio	0.031	0.092	0.016	-	-	0.042	-	-	0.035	0.031
HCM Control Delay (s)	13	11.2	7.7	0	-	7.5	-	-	12.8	9.4
HCM Lane LOS	B	B	A	A	-	A	-	-	B	A
HCM 95th %tile Q(veh)	0.1	0.3	0	-	-	0.1	-	-	0.1	0.1

Intersection												
Int Delay, s/veh	1.9											

Movement	EBL	EBT	EBR	WBL	WBT	WBR	NBL	NBT	NBR	SBL	SBT	SBR
Traffic Vol, veh/h	3	4	3	7	0	43	3	290	30	33	120	2
Future Vol, veh/h	3	4	3	7	0	43	3	290	30	33	120	2
Conflicting Peds, #/hr	0	0	0	0	0	0	0	0	0	0	0	0
Sign Control	Stop	Stop	Stop	Stop	Stop	Stop	Free	Free	Free	Free	Free	Free
RT Channelized	-	-	None	-	-	None	-	-	None	-	-	None
Storage Length	-	-	-	-	-	-	-	-	-	-	-	-
Veh in Median Storage, #	-	0	-	-	0	-	-	0	-	-	0	-
Grade, %	-	0	-	-	0	-	-	0	-	-	0	-
Peak Hour Factor	92	92	92	92	92	92	92	92	92	92	92	92
Heavy Vehicles, %	2	2	2	2	2	2	2	2	2	2	2	2
Mvmt Flow	4	5	4	8	0	51	4	347	36	39	143	2

Major/Minor	Minor2			Minor1			Major1			Major2		
Conflicting Flow All	622	614	145	600	597	365	146	0	0	383	0	0
Stage 1	224	224	-	372	372	-	-	-	-	-	-	-
Stage 2	398	390	-	228	225	-	-	-	-	-	-	-
Critical Hdwy	7.12	6.52	6.22	7.12	6.52	6.22	4.12	-	-	4.12	-	-
Critical Hdwy Stg 1	6.12	5.52	-	6.12	5.52	-	-	-	-	-	-	-
Critical Hdwy Stg 2	6.12	5.52	-	6.12	5.52	-	-	-	-	-	-	-
Follow-up Hdwy	3.518	4.018	3.318	3.518	4.018	3.318	2.218	-	-	2.218	-	-
Pot Cap-1 Maneuver	399	407	902	413	416	680	1436	-	-	1175	-	-
Stage 1	779	718	-	648	619	-	-	-	-	-	-	-
Stage 2	628	608	-	775	718	-	-	-	-	-	-	-
Platoon blocked, %												
Mov Cap-1 Maneuver	358	391	902	395	399	680	1436	-	-	1175	-	-
Mov Cap-2 Maneuver	358	391	-	395	399	-	-	-	-	-	-	-
Stage 1	776	692	-	645	617	-	-	-	-	-	-	-
Stage 2	578	606	-	739	692	-	-	-	-	-	-	-

Approach	EB	WB	NB	SB
HCM Control Delay, s	13.1	11.4	0.1	1.7
HCM LOS	B	B		

Minor Lane/Major Mvmt	NBL	NBT	NBR	EBLn1	WBLn1	SBL	SBT	SBR
Capacity (veh/h)	1436	-	-	456	618	1175	-	-
HCM Lane V/C Ratio	0.002	-	-	0.026	0.097	0.034	-	-
HCM Control Delay (s)	7.5	0	-	13.1	11.4	8.2	0	-
HCM Lane LOS	A	A	-	B	B	A	A	-
HCM 95th %tile Q(veh)	0	-	-	0.1	0.3	0.1	-	-

Intersection												
Int Delay, s/veh	58.2											

Movement	EBL	EBT	EBR	WBL	WBT	WBR	NBL	NBT	NBR	SBL	SBT	SBR
Traffic Vol, veh/h	51	50	45	290	201	43	31	79	154	23	92	108
Future Vol, veh/h	51	50	45	290	201	43	31	79	154	23	92	108
Conflicting Peds, #/hr	0	0	0	0	0	0	0	0	0	0	0	0
Sign Control	Free	Free	Free	Free	Free	Free	Stop	Stop	Stop	Stop	Stop	Stop
RT Channelized	-	-	None	-	-	None	-	-	None	-	-	None
Storage Length	-	-	-	0	-	-	80	-	-	-	-	25
Veh in Median Storage, #	-	0	-	-	0	-	-	0	-	-	0	-
Grade, %	-	0	-	-	0	-	-	0	-	-	0	-
Peak Hour Factor	92	92	92	92	92	92	92	92	92	92	92	92
Heavy Vehicles, %	2	2	2	2	2	2	2	2	2	2	2	2
Mvmt Flow	61	60	54	347	240	51	37	94	184	28	110	129

Major/Minor	Major1			Major2			Minor1			Minor2		
Conflicting Flow All	292	0	0	114	0	0	1224	1194	57	1159	1196	266
Stage 1	-	-	-	-	-	-	209	209	-	960	960	-
Stage 2	-	-	-	-	-	-	1015	985	-	199	236	-
Critical Hdwy	4.12	-	-	4.14	-	-	7.33	6.53	6.93	7.33	6.53	6.23
Critical Hdwy Stg 1	-	-	-	-	-	-	6.53	5.53	-	6.13	5.53	-
Critical Hdwy Stg 2	-	-	-	-	-	-	6.13	5.53	-	6.53	5.53	-
Follow-up Hdwy	2.218	-	-	2.22	-	-	3.519	4.019	3.319	3.519	4.019	3.319
Pot Cap-1 Maneuver	1270	-	-	1473	-	-	145	186	998	161	185	772
Stage 1	-	-	-	-	-	-	774	729	-	308	334	-
Stage 2	-	-	-	-	-	-	286	325	-	785	709	-
Platoon blocked, %	-	-	-	-	-	-	-	-	-	-	-	-
Mov Cap-1 Maneuver	1270	-	-	1473	-	-	~ 31	135	998	46	134	772
Mov Cap-2 Maneuver	-	-	-	-	-	-	~ 31	135	-	46	134	-
Stage 1	-	-	-	-	-	-	734	691	-	292	255	-
Stage 2	-	-	-	-	-	-	104	248	-	524	672	-

Approach	EB	WB	NB	SB
HCM Control Delay, s	2.8	4.5	104.5	168.2
HCM LOS			F	F

Minor Lane/Major Mvmt	NBLn1	NBLn2	EBL	EBT	EBR	WBL	WBT	WBR	SBLn1	SBLn2
Capacity (veh/h)	31	315	1270	-	-	1473	-	-	97	772
HCM Lane V/C Ratio	1.196	0.884	0.048	-	-	0.235	-	-	1.418	0.167
HCM Control Delay (s)	\$ 419	62.7	8	0.1	-	8.2	-	-	\$ 316.3	10.6
HCM Lane LOS	F	F	A	A	-	A	-	-	F	B
HCM 95th %tile Q(veh)	4.1	8.2	0.2	-	-	0.9	-	-	10.1	0.6

Notes
 -: Volume exceeds capacity \$: Delay exceeds 300s +: Computation Not Defined *: All major volume in platoon

Intersection												
Int Delay, s/veh	7.7											

Movement	EBL	EBT	EBR	WBL	WBT	WBR	NBL	NBT	NBR	SBL	SBT	SBR
Traffic Vol, veh/h	1	0	9	48	2	174	6	309	24	94	432	5
Future Vol, veh/h	1	0	9	48	2	174	6	309	24	94	432	5
Conflicting Peds, #/hr	0	0	0	0	0	0	0	0	0	0	0	0
Sign Control	Stop	Stop	Stop	Stop	Stop	Stop	Free	Free	Free	Free	Free	Free
RT Channelized	-	-	None	-	-	None	-	-	None	-	-	None
Storage Length	-	-	-	-	-	-	-	-	-	-	-	-
Veh in Median Storage, #	-	0	-	-	0	-	-	0	-	-	0	-
Grade, %	-	0	-	-	0	-	-	0	-	-	0	-
Peak Hour Factor	92	92	92	92	92	92	92	92	92	92	92	92
Heavy Vehicles, %	2	2	2	2	2	2	2	2	2	2	2	2
Mvmt Flow	1	0	11	57	2	208	7	369	29	112	517	6

Major/Minor	Minor2			Minor1			Major1			Major2		
Conflicting Flow All	1247	1157	520	1148	1145	384	523	0	0	398	0	0
Stage 1	744	744	-	398	398	-	-	-	-	-	-	-
Stage 2	503	413	-	750	747	-	-	-	-	-	-	-
Critical Hdwy	7.12	6.52	6.22	7.12	6.52	6.22	4.12	-	-	4.12	-	-
Critical Hdwy Stg 1	6.12	5.52	-	6.12	5.52	-	-	-	-	-	-	-
Critical Hdwy Stg 2	6.12	5.52	-	6.12	5.52	-	-	-	-	-	-	-
Follow-up Hdwy	3.518	4.018	3.318	3.518	4.018	3.318	2.218	-	-	2.218	-	-
Pot Cap-1 Maneuver	150	196	556	176	200	664	1043	-	-	1161	-	-
Stage 1	407	421	-	628	603	-	-	-	-	-	-	-
Stage 2	551	594	-	403	420	-	-	-	-	-	-	-
Platoon blocked, %												
Mov Cap-1 Maneuver	91	168	556	154	171	664	1043	-	-	1161	-	-
Mov Cap-2 Maneuver	91	168	-	154	171	-	-	-	-	-	-	-
Stage 1	403	364	-	622	598	-	-	-	-	-	-	-
Stage 2	373	589	-	341	363	-	-	-	-	-	-	-

Approach	EB	WB	NB	SB
HCM Control Delay, s	15.1	33.5	0.1	1.5
HCM LOS	C	D		

Minor Lane/Major Mvmt	NBL	NBT	NBR	EBLn1	WBLn1	SBL	SBT	SBR
Capacity (veh/h)	1043	-	-	368	383	1161	-	-
HCM Lane V/C Ratio	0.007	-	-	0.032	0.699	0.097	-	-
HCM Control Delay (s)	8.5	0	-	15.1	33.5	8.4	0	-
HCM Lane LOS	A	A	-	C	D	A	A	-
HCM 95th %tile Q(veh)	0	-	-	0.1	5.1	0.3	-	-

Intersection						
Intersection Delay, s/veh	4.9					
Intersection LOS	A					
Approach	EB	WB		NB		SB
Entry Lanes	1	1	1	1	1	1
Conflicting Circle Lanes	1	1	1	1	1	1
Adj Approach Flow, veh/h	95	261	72	42		
Demand Flow Rate, veh/h	96	266	74	43		
Vehicles Circulating, veh/h	82	69	81	273		
Vehicles Exiting, veh/h	234	86	80	55		
Follow-Up Headway, s	3.186	3.186	3.186	3.186		
Ped Vol Crossing Leg, #/h	0	0	0	0		
Ped Cap Adj	1.000	1.000	1.000	1.000		
Approach Delay, s/veh	3.4	5.7	4.2	4.8		
Approach LOS	A	A	A	A		
Lane	Left	Bypass	Left	Bypass	Left	Left
Designated Moves	LT	R	LT	R	LTR	LTR
Assumed Moves	LT	R	LT	R	LTR	LTR
RT Channelized		Free		Free		
Lane Util	1.000		1.000		1.000	1.000
Critical Headway, s	5.193		5.193		5.193	5.193
Entry Flow, veh/h	79	17	259	7	74	43
Cap Entry Lane, veh/h	1041	1938	1055	1938	1042	860
Entry HV Adj Factor	0.986	0.980	0.982	0.980	0.978	0.970
Flow Entry, veh/h	78	17	254	7	72	42
Cap Entry, veh/h	1026	1900	1035	1900	1019	835
V/C Ratio	0.076	0.009	0.246	0.004	0.071	0.050
Control Delay, s/veh	4.2	0.0	5.8	0.0	4.2	4.8
LOS	A	A	A	A	A	A
95th %tile Queue, veh	0	0	1	0	0	0

Intersection						
Intersection Delay, s/veh	10.8					
Intersection LOS	B					
Approach	EB	WB		NB		SB
Entry Lanes	1	1	1	1	1	1
Conflicting Circle Lanes	1	1	1	1	1	1
Adj Approach Flow, veh/h	175	638	315	267		
Demand Flow Rate, veh/h	178	651	322	273		
Vehicles Circulating, veh/h	495	196	152	637		
Vehicles Exiting, veh/h	415	278	466	158		
Follow-Up Headway, s	3.186	3.186	3.186	3.186		
Ped Vol Crossing Leg, #/h	0	0	0	0		
Ped Cap Adj	1.000	1.000	1.000	1.000		
Approach Delay, s/veh	5.1	12.9	7.3	13.5		
Approach LOS	A	B	A	B		
Lane	Left	Bypass	Left	Bypass	Left	Left
Designated Moves	LT	R	LT	R	LTR	LTR
Assumed Moves	LT	R	LT	R	LTR	LTR
RT Channelized		Free		Free		
Lane Util	1.000		1.000		1.000	1.000
Critical Headway, s	5.193		5.193		5.193	5.193
Entry Flow, veh/h	123	55	599	52	322	273
Cap Entry Lane, veh/h	689	1938	929	1938	971	598
Entry HV Adj Factor	0.982	0.980	0.980	0.980	0.979	0.977
Flow Entry, veh/h	121	54	587	51	315	267
Cap Entry, veh/h	676	1900	911	1900	950	584
V/C Ratio	0.179	0.028	0.645	0.027	0.332	0.457
Control Delay, s/veh	7.4	0.0	14.1	0.0	7.3	13.5
LOS	A	A	B	A	A	B
95th %tile Queue, veh	1	0	5	0	1	2